

# *MuseCon 3*

NURTURE  
YOUR MUSES



*with Seanan McGuire*

# TABLE OF CONTENTS

## INTRODUCTION

### *Hotel Map*

Inside Front Cover

### *Welcome to MuseCon*

Introduction 1

Welcome from Chair 1

Volunteering 2

Art Credits & Copyright 3

## DEPARTMENTS

### *MuseCon Departments*

Registration 3

Hospitality 4

Staff 5

Operations 6

Security & Safety 6

Kids & Teens 7

## GUESTS

### *Guest of Honor*

Seanán McGuire 8

### *Special Guests*

Amy McNally 10

Elise Mattheson 10

Sharon Winsauer 11

Masters of Lightning 11

## PROGRAMMING:

Schedule Grid 61-64

### *Programming Information*

Icon Guide 12

Special Events 13

Open Programming 14

Instructors 60

### *Programming Descriptions*

Mobile Programming 16

Open Builds 17-20

Friday 21-30

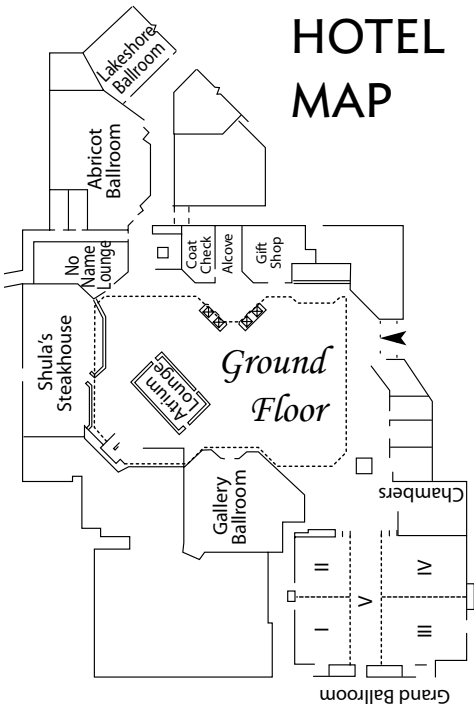
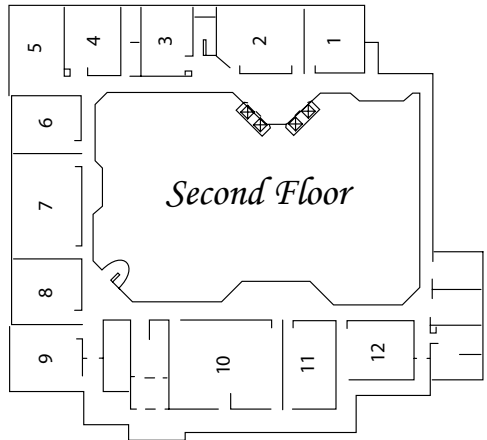
Saturday AM 30-35

Saturday PM 35-44

Sunday 45-50

Blinkies 52-59

Meeting Room Legend
1 - Alton
2 - Barrington
3 - Carlyle
4 - Edwardian
5 - Hampton
6 - Leighton
7 - Marlborough
8 - Prescott
9 - Radcliffe
10- Stanford
11 - Trafalgar
12- Windsor



## HOTEL MAP

# *Introduction*

Most kids create an imaginary world where they have friends nobody else can see and which allows them to be firefighters or astronauts or whatever strikes their fancy. We were all kids like that and, as we grew, we found the worlds of science fiction, fantasy, media, music, art and other interests that allowed us to escape from the mundane world.

Within the fannish community, we've found folks who have similar interests.

This society of accepting, like-minded people allows us to *create* and *educate*. Whether it's science, writing, art, music or even new ideas of what family and religion mean, fandom is a pretty creative bunch.

MuseCon is a place to explore that creativity and learn from each other. You don't have to be an expert—all you need is a willingness to try. Come and play with us!

MuseCon is a 501(c)(3) tax-exempt organization. Donations to MuseCon are tax-deductible, and greatly appreciated.

---

## WELCOME FROM OUR CHAIRMAN

Welcome to MuseCon 2013! We've got a great weekend planned, with lots to do, learn, and share – whatever your interests are, there should be something here for you.

Putting together a convention like this is very much a cooperative effort, and I am both proud and humbled to be able to lead this group. Everyone, from the core con-com to our

very talented instructors, our volunteers, our creative Guest of Honor, and our Special Guests, have gone above and beyond my wildest imagination to bring you what promises to be a wonderful event. I really hope you all have fun – I know I will!

Dave Ifversen, Chair, MuseCon 2013

---

## LATE-BREAKING NEWS!

As this book goes to the printer we are working on updating our Security & Safety policies.

Please check with Operations for any updates.

# Volunteering

## BE A PART OF MUSECON!

---

### *Do you want to:*

- Teach a class?
- Participate on a panel?
- Keep attendees fed?
- Herd cats?
- Throw parties?
- Organize panels & classes?

We're pulling ourselves up by our own bootstraps, so there's plenty of room to help in all these ways and more.

For general questions or to be added to the Programming and/or the general planning (Convention Committee) e-mail lists, drop a note to our Convention Chair, Dave Ifversen, at: [apollo@musecon.org](mailto:apollo@musecon.org).

As part of Closing Ceremonies (3:00-4:15 pm on Sunday in the Lakeshore ballroom) we will have a feedback session to listen to your suggestions for next year.

You're always welcome to drop in on one of our meetings. Please check our website, [www.MuseCon.org](http://www.MuseCon.org), for the meeting schedule.

Feedback options will also be available at [www.MuseCon.org](http://www.MuseCon.org) after the convention.

### *Gophers*

Want to help out with the convention, but not sure how much time you can give? Maybe being a gopher is the answer!

Gopher shifts are generally an hour long, but we'll be happy to have your help for however much time you have. Gophering includes all the little jobs that crop up during the convention, anything from lending a hand in the hospitality suite to getting copies made.

If you'd like to lend a hand (or is that paw?), contact Operations.

### *Ask Me About...*

If you have skills & knowledge you'd like to share with others, but you're not ready to teach a class, please consider becoming one of our "Ask Me About..." advisers.

Check page 14 for a description of our new "Ask Me About..." program, and if you'd like to help out, visit Operations to request your own badge and ribbon(s). We're always looking for more contributors.



# Registration

During the convention, Registration will sell convention memberships and course enrollments (including registration for free classes), as well as MuseCon T-shirts.

MuseCon memberships are transferrable at any time before the badge has been picked up. Once a badge has been picked up, the corresponding membership can no longer be transferred and may only be used by the person named on the membership.

Proof of identity will be required to pick up or transfer a badge.

Your badge remains the property of MuseCon. Attendees violating convention or hotel rules or engaging in illegal behavior will have their membership revoked and be asked to surrender their badge and leave the convention. No refunds will be granted for revoked memberships.

## REGISTRATION HOURS

Friday: 1:00 pm – 8:00 pm

Saturday: 9:00 am – 4:00 pm

Sunday: 9:00 am – Noon  
(MuseCon 4 memberships available)

Outside of Registration hours,  
please contact Operations at:  
*312-945-MUSE (312-945-6873)*

---

## ARTWORK CREDITS & COPYRIGHT

All artwork and photos used with permission or under license.

MuseCon wordmark and MuseCon logo courtesy of J.D. Illiad Frazer.

Our T-shirt artwork, the photo of Seanan McGuire (pg. 8), key (pg. 4), mice (pgs. 18 & 19), dance steps (pg. 20), and mathematical formula (pg. 33) courtesy of Seanan McGuire.

Photo of Elise Matthesen (pg. 10) courtesy of Sarah Ahiers.

Photo of Amy McNally (pg. 10) by Ronald Winsauer, Jr. Photo of Sharon Winsauer (pg. 11) by Ronald Winsauer, Sr.

All other content Copyright 2013 MuseCon, Inc. All rights reserved.

MuseCon supports the intellectual property rights of our contributors, and we are grateful for the use of their work.

# *Hospitality*

## MUSECON MUNCHIES

---

If you need a break, or are hungry or thirsty, MuseCon Munchies (consuite), room 304, is the place to be! We've got food and drinks, as well as space to relax and chat.

Please inform the consuite staff of any dietary restrictions. We have marked food items to the best of our ability, but will be keeping certain items separate to avoid cross-contamination. We do our best to create an environment in which everyone can find something to eat.

A taco bar buffet will be available on Saturday evening (6-7 pm); quantities are limited, so please plan accordingly! When the buffet items are gone, they are gone. An area restaurant guide

will be available in both Musecon Munchies and downstairs at Registration.

Additional seating will be available in Rooms 303 and 305.

We ask that any gaming be restricted to room 303, and that gamers understand the limited space available and pack up their games during mealtime and any other busy times as requested by consuite staff.

Snacks and drinks will be available during the following hours:

Friday: 2:45 pm – 1 am

Saturday: 8:30 am – 1 am

Sunday: 8:30 am – 3:00 pm

## HOTEL BREAKFAST BUFFET

---

The Westin offers a breakfast buffet in Schula's Restaurant, Saturday and Sunday from 7:00 am to 11:00 am.

At press time the breakfast buffet price was \$17.95. Details and price subject to change; please check with the hotel.



# Staff

## EXECUTIVE BOARD

Wendy Richardson  
Dale Sulak  
Betsey Langan  
David Ifversen  
Dwayne Forsyth

## CONVENTION CHAIR

*Convention Chair:*

David Ifversen

*Vice Chair:*

Ron Winsauer

## TREASURY

Dale Sulak

## TECHNICAL SERVICES

*Network Administration:*

Dave Ifversen

*Web Administration:*

Wendy Richardson

*Audio, Visual, & Lighting:*

Dave Ifversen

## PUBLIC RELATIONS

*Guest of Honor Liason:*

Angela Karash

*Hotel Liason:*

Pete Richardson

*Publications & Signage:*

Liana Winsauer

## LOGISTICS

Robin Winsauer

Erik Michelsen

## MEMBER SERVICES

*Operations, Security & Gophers:*

Penelope Skrzynski

Isaac Armstrong

Gabe Jacobson

*Vendors:*

Kerry Kuhn

*Registration:*

Betsey Langan

Rachel Tucker

*Hospitality Suite:*

Head: Karen Edwards

Second: Kathy Horning

Christine Dziadosz

James Fulkerson

Robert Little

Jessica Rich

Cally Soukup

## PROGRAMMING

*Chair:*

Xap Esler

*Minions:*

Karen Hawkins

Josh Esler

Rachel Esler

Drew Kamper

*Blinkies, Tech, & Science:*

Dale Sulak

Dwayne Forsyth

Ward Christensen

James Brown

John Ridley

Josh Esler

Jeff Larson

Caroline Schmitt

*Music:*

Lizzie Crowe

Eric Coleman

Jason Neerenberg

*Youth Programming:*

Sharon Price

Rich Price

*Instructors & Class Coordinators*

Please see the alphabetical  
list on page 60 (includes class  
numbers).

# Operations

MuseCon Operations is here to help you with whatever it is you need. Our official space is at Registration, but we'll probably spend most of our time roving around. Just look for the mylar balloon and you'll have found us. After Registration hours, or if you can't find the balloon, please call:

312-945-MUSE  
(312-945-6873)

## SECURITY & SAFETY

---

1. In the event of fire, medical emergency, or other critical situation, please call 911 first, and notify convention staff once you are free to do so (you are safe and your involvement is not needed). In the case of a medical emergency, notify us as soon as possible after calling 911, as we have personnel trained in first aid on site.
2. Anything illegal outside the convention is illegal inside the convention.
3. Convention membership does not exempt you from complying with hotel rules.
4. Serving alcohol to anyone under the age of 21 will result in immediate revocation of convention membership, and local law enforcement **will** be summoned.
5. This is a family-friendly convention: keep your clothing, costumes, and public behavior within PG standards.
6. Don't be a jerk: practice all the good-behavior skills we learned in grade school.
7. No real or realistic firearms are permitted. Projectile launch, regardless of material or motive force, is prohibited.
8. All others weapons must be peace-bonded and may not be drawn in public areas. If there is a question on the definition of "realistic," please contact Operations for a ruling. Use of any item as a weapon or in a threatening manner will be treated accordingly.
9. If you are required to carry a firearm or other weapon by law or employment policy, please contact Operations at 312-945-6873 immediately upon registering to present your credentials.
10. Play nice with others. This includes respecting personal space, both physical and

# *Security & Safety*

emotional: “No” means No; if you’re asked to back off, do so. Don’t touch without asking and receiving permission. If you feel you are being harassed, please contact Operations to report the incident(s).

11. Respect others’ possessions. Ask before touching, and put it back where you found it.
12. Please supervise (or provide supervision for) your children. Although MuseCon is family-friendly, classes and workshops may include the use of sharp or otherwise

dangerous tools and materials, and some activities may not be appropriate for participation by all ages.

13. Children are not miniature adults, and their behavior can surprise even their parents; please be understanding. Parents and caretakers, please be considerate of the effect of children’s behavior on others.
14. These policies are not intended to be an exhaustive list. Please use common sense and good manners!

# *Kids & Teens*

MuseCon’s aim is to be a very interactive convention, and we want to extend this approach to our young participants. Although much of our programming is kid-friendly, we need your help in creating an event that can appeal to all ages.

We don’t have the resources to offer full childcare yet, but we also understand that parents want to take part in convention activities. We are therefore asking your help in creating solutions so that both parents and children can enjoy MuseCon.

We’ve had a variety of ideas already, including providing toys and an area for kids to play, and helping parents set up a cooperative to share child-watching. All of these are good ideas, and we’d like your input to help us decide the best choice(s) and make it happen.

Children are welcome at any activity you think they’re capable of (unless otherwise noted). In addition, kids are welcome to accompany adults and listen or quietly occupy themselves, even if they aren’t actively participating.

# Seanán McGuire

GUEST OF HONOR

---



## *An Interactive Biography by Vixy*

*Dear guests, MuseCon is proud to present the world's first **interactive** Guest of Honor bio! Grab your favorite Sharpie and jump in!*

Seanán McGuire is a woman of many <sup>(adjective)</sup> talents! Some of you may know her as the Campbell award winning, New York Times bestselling author of the October Daye series, the InCryptid series, or you may know her as Mira Grant, Hugo nominated author of the Newsflesh trilogy and the upcoming duology, *Parasite* and *Symbogen*. Fans of <sup>(musical genre)</sup> music may know her as a Pegasus award winning filker and the first filker to have a solo filk album nominated for a Hugo award. And Seanán's more <sup>(adjective)</sup> fans of course know her as the first woman to be nominated to the Hugo ballot four times in one year.

# SEANAN MCGUIRE

---

But, dear <sup>(plural noun)</sup>, did you also know that Seanan enjoys <sup>(type of dance)</sup> dancing in her spare time? Well, she doesn't have much time for that anymore due to her busy schedule, but she still finds time for her collecting hobbies, including My Little Ponies, Monster High Dolls, 1/4 scale ball-jointed dolls, and Disney pins. A good trip to a Disney park now and then can make Seanan really <sup>(mood)</sup>!

Seanan is also an avid fan of science fiction television, including *Phineas & Ferb*, *Leverage*, *Criminal Minds*, and so many more. She especially loves the SyFy original movies, like the one where a giant <sup>(fish)</sup> was combined with a <sup>(animal with more than two legs)</sup> by a mad scientist, and proceeded to terrorize <sup>(city)</sup>!

As a writer of medical science fiction thrillers, Seanan sometimes writes some really hair-<sup>(gerund)</sup> action! People often ask where she gets her scientific knowledge. Well, let me tell you, she researches her books quite <sup>(adverb)</sup>! Everything from auditing university classes to calling up the CDC (she got through to them by singing her hit song, "The Black Death", to a rather <sup>(adjective)</sup> receptionist), and of course, reading books, books, books. There are only two things a writer must do, if you ask Seanan: you have to write, and you have to read.

On the urban fantasy side of things, Seanan draws on her <sup>(adjective)</sup> knowledge accumulated during her days as a folklore major for the October Daye series, and her days as a herpetology major for the InCryptid series. Well okay, InCryptid is more than just people who look like snakes, wasps, and the occasional <sup>(mammal)</sup>. But if you like good urban fantasy with incredible worldbuilding, magic and monsters, and <sup>(adjective)</sup> heroes, these series are for you!

Seanan is a <sup>(adverb)</sup> prolific writer of original songs, ranging from hilarious to heartbreaking and everything in between. Her albums to date include the live album *Pretty Little Dead Girl*, the recently-reprinted *Stars Fall Home*, the <sup>(adjective)</sup> science album *Red Roses and Dead Things*, and the Hugo-nominated album *Wicked Girls*. She is working on two more albums, and many more of her songs can be found at her website, seananmcguire.com. (Rumors that one of her next projects will be a <sup>(musical genre)</sup> - <sup>(another musical genre)</sup> fusion album are as yet unsubstantiated.)

Seanan resides in the <sup>(adjective)</sup> part of California with three very fluffy cats. (Some of her friends <sup>(number)</sup> predict that she will eventually end up with as many as <sup>(number)</sup> of them.) She enjoys long walks in the swamp, Diet Dr. Pepper, and contemplating ways to turn her friends into <sup>(plural monster)</sup>. But don't let that scare you! Stop by her panels/signings/concerts/ritual sacrifices and say <sup>(greeting)</sup>!

# Special Guests

## AMY MCNALLY


---



MuseCon is delighted to welcome the Infamous Fiddler herself – Amy McNally, also known as Amy McFiddler. Winner of the Pegasus Award for Best Performer in 2011, and another for playing with the band Wild Mercy. Amy's been playing fiddle for over 25 years, and she's been heard playing with many filders. You can hear her Saturday night playing with Seanan McGuire as part of the Biohazard Backing Band. Amy's first solo album *Hazardous Fiddle*, is now out.

## ELISE MATTHESEN

---



Elise Matthesen lives in Minnesota, surrounded by beads, metal, words, music, and people she loves. She's been a professional jewelry artist for more than a decade. Her named jewelry pieces have inspired

others to write novels, poems and short stories; one of them, "Tideline" by Elizabeth Bear, won the Hugo award for Best Short Story in 2008. Matthesen was nominated for a World Fantasy Award in 2009 "for setting out to inspire and for serving as inspiration for works of poetry, fantasy, and SF over the last decade through her jewelry-making and her 'artist's challenges'." She has a hearing impairment, Crohn's disease, fibromyalgia, arthritis, attitude, ingenuity, numerous publication credits, and many pairs of pliers.



## SHARON WINSAUER

---

MuseCon is extremely pleased to welcome Sharon Winsauer. Sharon has been knitting for more years than she cares to count. She learned to spin in 1996 with a drop spindle, spinning dog hair. Hand-spun black alpaca inspired her to try her hand at designing lace in 1998. Lace has become Sharon's passion. Her designs are unique, including "picture" shawls such as "Heere Be Dragone" and shaped shawls like "Just a Butterfly". She has over 40 published lace patterns, all unique in style and design.



## MASTERS OF LIGHTNING

---

MuseCon is pleased to welcome back the Masters of Lightning and their musical Tesla coils. We watched with excitement and wonder at MuseCon2 as their Tesla coils created both music and lightning at the same time!

By day Terry Blake and Jeff Larson seem mundane enough, but as darkness falls they become the Masters of Lightning. While Jeff controls the coils, Terry dons the guise of Dr. Zeus, who fearlessly faces the lightning and plays with the power while wearing a protective metal suit.

Editor's note: My sincere apologies for failing to credit Terry in the MuseCon 2 program book!



# Programming

## WHAT DO THE ICONS MEAN?

---



### MUSIC

Music and music-related programming.



### PERFORMING ARTS

Acting, dancing, and other performing arts that aren't strictly musical.



### WRITING

Why yes, some programs could get more than one icon! We've picked one for each item.



### BLINKIES & ELECTRONICS

Tinkering (mostly) with things that blink and go "beep".



### DANGEROUS FUN

Fire and high voltage, oh my! Includes safety seminars.



### VISUAL ARTS

2-D and 3-D arts of various kinds, including computerized creativity.



### SCIENCE

At heart, many of us are nerds, and we can't have a convention without science.



### KNITTING & CROCHET

String, hooks, and needles, and the things we make with them.



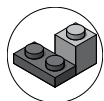
### FIBER ARTS

Fabric, weaving, spinning, and all those other wonderful stringy hobbies!



### BUILDING & MAKING

Yes, lots of the other categories are hands-on, too. But we like this icon.



### YOUTH PROGRAMS

Activities especially for the kids and the kids-at-heart!

# *Special Events*

## COMMUNITY CREATION SCARF SILENT AUCTION

---

This year we're auctioning off a lovely scarf creatively woven by a whole community! In February, MuseCon sponsored a series of demonstrations at the Capricon science fiction convention. The weekend of demonstrations included loom weaving, taught by Jeanne DeVore. Students learned to operate the loom while adding their own touches to a joint project, which you can bid on to take home to warm you through the cold months between MuseCons!

The scarf will be on display in the open work area on the right side of Stanford, with the auction rules and a bid sheet. Just print your name on the sheet, along with the amount of your bid, in \$1 increments please. The highest bidder at the end of the convention owns this amazing collaborative piece.

The proceeds of the auction are being donated to the MuseCon Inc's Outreach program, to fund further creative, educational, and interstitial outreach opportunities. More information can be found at [www.MuseCon.com](http://www.MuseCon.com)

## MUSIC-INSPIRED ART AUCTION

---

Guest of Honor Seanan McGuire and her Biohazard Backing Band light up our stage with her unique mix of fairy tale folk, humorous horror, mad science, and just plain fun in her concert Saturday night at 7:30 pm.

Special Guest Elise Matthesen has created hundreds of unique, breath-taking pieces of artistic jewelry, both based on and inspiring the works of others.

Elise's dancing hands will be hard at work during Seanan's concert! She'll be putting her unique style into each piece that she is inspired to bring to life during Seanan's show. Immediately after the concert the newly-created pieces will be auctioned off! So enjoy the show, and then see what's been inspired along the way! You never know, one might just inspire you.

# *Open Programming*

Not all of the opportunities at MuseCon run on a schedule; in fact some don't even have a specific "home base"!

MuseCon's Open Programming consists of Open Builds and Planet Blinkie, Mobile Programming, "Build Your Own Session" opportunities, and "Ask Me About..." assistants.

The right side of Stanford will once again host a class area and our open work zoo, featuring space to work on your own projects in a friendly (and helpful!) environment. Come play with us and let your creativity loose!

## **BUILD YOUR OWN SESSIONS**

---

Inspired to share your favorite form of creativity with others? We have a limited number of rooms available for hosting your own class. Please visit our Operations headquarters (next to MuseCon Registration) to reserve a slot, make some signs to advertise, and inspire your fellow attendees! Please see our programming team with questions.

## **ASK ME ABOUT...**

---

Looking for a simple way to get a bit of help on a topic but missed the class? Having a bit of trouble with a technique not covered this year? Or there's just this one quick question on how that thing over there works.... We all love the creative, collaborative, encouraging atmosphere at MuseCon, but sometimes it can be slightly tricky to find the right person to help with a particular issue.

Our solution? Look for someone wearing an "Ask me about" badge sporting a ribbon for your topic. Worn by knowledgeable people, they can be found all around our convention. Whether you have questions about particular topics, or MuseCon itself, these are people who will be happy to work with you!

Like many things at MuseCon, this is a community effort. Do you have skills & knowledge you're willing to share with others? Please stop by our Operations & Registration area for more information and to request your own badge and ribbon(s). We're always looking for more contributors.

# MOBILE PROGRAMMING

---

Our mobile programming features instructors wandering the convention offering smaller lessons on fun and simple topics wherever space and students are available. Mobile programming descriptions follow on page 16.

## OPEN BUILDS

---

The left side of the Stanford room is a dedicated workshop area, home to Planet Blinkie and other Open Build sessions, a variety of free-form construction and learning opportunities. Please check the sign outside Stanford to see what instructors and opportunities are available at any given time. Descriptions of Open Build activities begin on page 17.

## PLANET BLINKIE

---

What's a Blinkie, you ask? Why, those cool badges made of circuit boards and LEDs. There's a free beginner blinkie building session in the workshop side of Stanford from 9:00 - 11:45 am Saturday morning featuring the Atomic MuseCon blinkie, and Planet Blinkie will be open for blinkie construction most of the weekend.

The brand-new 5-LED Sheriff Star will be the 2013 "Cool" (\$5) blinkie, and the new 5-RGB blinkie will be the 2013 "Wow" (\$10) blinkie.

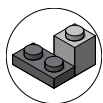
Also debuting at planet blinkie are the Atomic MuseCon blinkie in blue board material, and the 8x8 RGB Matrix blinkie.

The crew of Planet Blinkie also have many other blinkies available to purchase, in a wide range of skill levels. Full descriptions, including pictures, and prices, begin on page 52.



# MOBILE PROGRAMMING

---



M01

## BALLOON SCULPTING

*Mobile*

Learn about balloon sculpting, make your own dog, and see demonstrations of a multitude of other objects and animals (such as dragons, ninja turtles, mermaids, aliens, motorcycles, giraffes, the starship *Enterprise*, hats, and elephants).

*John Wardale*



M02

## HAIR BRAIDS:

*Renaissance,  
Fancy & Exotic  
Stylings  
Mobile*

Learn to do ropes, 4-strand "round" braids, classic (3-strand) French and (3-strand) Dutch (or inverted-French or underhand) as well as a Crown braid (technically a horizontal modified (3-strand) French braid) and other advanced braids like 5 and 7-strand fingering techniques, shapes like hearts, spirals and a pullup-weave. Session will be tailored to the desires and abilities of the audience.

*John Wardale*



M03

## UP N' STITCHES

*Mobile*

Learn Freehand Embroidery, at skill levels ranging from beginner to expert!

Beginner: Doodle Sampler! Length- 1/2 hour to 1 hour. Learn how to do six basic stitches **and** use them!

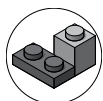
Intermediate: Fan Patch! Length- 1/2 to 1-1/2 hours. Basic stitches, plus three more!

Expert: **Freeform!** Length- 1-2 hours. Needle weaving stitches! (Not for the short of patience).

*Marusia 'Skeezix' Ringeisen*

# FREEFORM CREATIVITY

---



Y01  
16

## FREEFORM CREATIVITY

*Leighton*

Open crafting, costuming, and creativity, geared towards our younger members.

Please see schedule grids for times.

*Sharon Price*

# OPEN BUILDS

Your own singing Tesla coil starts here. This baby doesn't just generate a quarter million volts and shoots two-foot lightning, it also uses the sparks to play music!

You can work with other kits builders to complete your 10-inch singing Tesla coil kit, designed and produced by OneTesla, ([www.onetesla.com](http://www.onetesla.com)).

DIY hobbyists will have the rewarding challenge of assembling a complex kit from scratch. Those curious about electronics will find a detailed guide from which to learn. Students will have a smashing science fair project (just imagine what a hit a singing Tesla coil demo would be!). Audiophiles can experiment with plasma, the only truly omnidirectional source of sound. Musicians can play their MIDI instruments with an interesting new instrument.

We're excited to welcome Bayley Wang, and Heidi Baumgartner, two of the designers of this Tesla coil, to MuseCon! Even if you do not have a coil to assemble, come and learn!

*Bayley Wang, Heidi Baumgartner*

Annoyed with pesky mosquitoes? Tired of the never-ending slapfest? Do you desire to exterminate them in the most ruthless method possible, but blanced with the ultimate in nature-friendly solutions? Build a bat house to attract your local neighborhood mosquito-eating bats.

*Dale Sulak, Dwayne Forsyth*

## BUILD A 10" SINGING TESLA COIL

*Stanford, Workshop*  
\$399 kit fee

Limited number of kits



OB01



## BUILD A BAT HOUSE

*Stanford, Workshop*

Limited number of kits



OB02

# OPEN BUILDS

---



OB03

## BUILD A BIRDHOUSE

*Stanford,  
Workshop*

Limited number of kits

We have all the parts needed to create a simple cedar birdhouse, and a workshop ready to go.

Although only about 85 of the hundreds of North American bird species nest in cavities, there is so much competition for natural holes that man-made nest boxes are appreciated by many of them and are an important conservation tool.

*Dwayne Forsyth*



OB04

## BUILD A BLINKIE

*Stanford,  
Workshop*

Fee varies by kit

Blinkies, blinkies, and more blinkies! Planet Blinkie staff will be available most times that the workshop side of Stanford is open, so come in and build a blinkie, or several! Descriptions and prices begin on page 52.

*Our Blinkie Overlords*



OB05


## BUILD A CATAPULT

*Stanford,  
Workshop*



2DKits fired up the power tools and created another wood kit project, a table-top catapult! We typically think of a catapult being used in the Middle Ages to destroy the walls of a castle, but catapults have a very long history dating long before the time of castles. Catapults were developed in many different ways by many different cultures over the centuries (Yawn). Ok, enough history, we know we all just want to build one to launch mini marshmallows and dominate in cubicle wars!

*Dwayne Forsyth*





# OPEN BUILDS

Learn the basics of hand-sewing leather by making your own key fob, or take on a larger project. We have four projects this year: two key fobs (small is free, \$1.50 for large fob), a paperback book cover (\$7.50), and a small belt pouch (\$12). Optional fancy decorations for either key fob will be available for purchase during class (\$4.00-\$7.00).

As various sharp and pointy tools will be used, participants should be age 10 and up. All four projects are suitable for beginners, but the belt pouch is more complex than the other projects.

*Liana Winsauer*

## LEATHER SEWING

*Stanford, Workshop*

Fee varies

limited number of kits



OB06



Learn basic techniques for painting 25 and 28 mm (about 1" tall) fantasy war gaming miniatures by painting one of your own. Advanced techniques can be discussed if you are interested. A selection of miniatures will be provided for participants to choose from. Materials fee covers the miniature, as well as use of paint and brushes. Paints to be used are water-based acrylics, but please plan accordingly and wear appropriate clothing (a limited number of aprons may be available).

For ages 12 and up.

*Robin Winsauer*

## PAINTING WARGAMING MINIATURES

*Stanford, Workshop*

\$5 materials fee

limited materials



OB07



# OPEN BUILDS

---



OB08

## STAINED GLASS

*Stanford, Workshop*

Fee varies by kit  
limited number of kits

Oooh - shiny and colorful! And, as a bonus, requires molten metal to build! You get a kit with the glass already cut for the pattern, copper foil, brass wire, and lead-free solder. A short class to get you going, and then as much (or as little) help as desired.



We have three different kits to choose from: a simple 2" by 2" diamond (free), that you can use as a suncatcher or wear as a pendant; a rainbow heart (\$15), roughly 5" by 5"; or an 8-1/2" by 11" rectangular panel with bevelled diamond inset (\$45).

*Dale Sulak, Dwayne Forsyth*



OB09

## WORKING WITH EL WIRE

*Stanford, Workshop*

\$10 material fee  
Limited number of kits

From the world of *Tron* to neon art, Electroluminescent wire can add a fun and futuristic look to many things. Although plug-&-play kits are available, building your own allows much more flexibility and creativity. Join us as we walk you through the steps involved in working with this glowing, bendy, but sometimes tricky material. Fee includes inverter and wire as well as connective supplies; tools will be available for loan.

*Josh Esler*



# Scheduled Sessions

FRIDAY, 1:30 - 2:45 PM

---

Never picked up a guitar, but want to? In this class we'll cover a few guitar basics, including parts of a guitar, how to hold it, strumming, and your first chords. We will build towards a few first songs using 3-4 chords, and perhaps meet up with the Ukulele Summit on Sunday at 9:00 am.

**Some** loaner guitars will be available.

*Bryan Peterson, Guitar Center*

GUITAR  
BASICS  
*Lakeshore*



101

Have skills you want to share, but no idea how to teach a class? Do thoughts of facilitation fill you with fear? Learn to break your vast knowledge down into steps that you can share! Expect a little basic adult education theory, practical ideas for teaching a workshop, and hands-on practice to get comfortable leading others into creative brilliance.

*Cathy McManamon*

TRAINING  
FOR  
TEACHERS  
*Carlyle*



102

Making your own cold-process soap is easy, fun, and creative. If you can cook, you can make soap. We'll start with the basics of soapmaking history, science, and safety. We will create a custom scent using essential oils, then we will make a batch of soap in class. At the end of the weekend, everyone will be able to take home a bar for themselves.

**Allergy note:** We will make a vegan soap from coconut & olive oils, a variety of plant-extracted essential oils, and FD&C dyes. This class is not suitable for people with scent sensitivities.

Age 12 and above please.

*Stephanie Bowker*

SOAP-  
MAKING 101  
*Edwardian*

\$8 materials fee  
Limited class size



103

## FRIDAY, 1:30 - 2:45 PM

---



104

### NEEDLE-FELT A DRAGON, PART 1

*Stanford,  
Classroom*

\$9 materials fee  
Limited class size

Learn needle-felting techniques to create a fiber sculpture. \$9 covers all you need to complete this project. Additional tools and upgrades available for purchase at class.

Participants under age 10 **must** be accompanied by a responsible adult, as felting needles are very sharp!

*Bonnie Somdahl*

## FRIDAY, 3:00 - 4:15 PM

---



105

### BODHRAN BASICS

*Lakeshore*

Had a bodhran hanging on the wall since your trip to Ireland? Learn about this versatile Irish frame drum, how to choose a good one if buying, care, how to hold it, *sessiun* etiquette, and how to play while maintaining a happy homelife and good relations with neighbors. Beginning practice rhythms taught at a moderate tempo. Bring a bodhran, or extra drums will be on hand for loan. Follow up with Beyond Bodhran Basics at 3:00 pm on Saturday.

*Brenda Sutton*



106

### GETTING THE KINKS OUT

*Carlyle*

Learn specific body movements to relieve chronic or pesky pain that interferes with enjoying life. Jan started collecting her “bag of tricks” when she learned to relieve headaches using pressure points, and over 35 years has added movements and stretches from personal experience, massage workshops, and yoga. These movements will address most of the pain-causing areas of the body. You will leave feeling refreshed and hopefully pain-free. This workshop may not cure all ills, but it will give you the tools to help yourself and others enjoy more of what you love.

Loose clothing is preferred.

*Jan of the Magic Fingers*

## FRIDAY, 3:00 - 4:15 PM

Workshop 88 is thrilled to be offering an introduction to the Arduino platform again this year. Arduino is an open-source electronics prototyping platform based on flexible, easy-to-use hardware and software.

It's intended for artists, designers, hobbyists, and anyone interested in creating interactive objects or environments.

Class attendees will learn what the Arduino is capable of, how to design simple circuits for interfacing with an Arduino and how to write simple programs to control an Arduino. Even if you have never touched a circuit board or done any programming, you can learn to use an Arduino for fun electronics projects.

Note: This class will repeat on Saturday at 6:00 pm.

*Karl Knutson, Workshop 88*

### ARDUINO PROGRAM- MING

*Edwardian*  
Limited class size



107

Shibori is a dye resist method from Japan that directs the dye where you want it to go. The basic techniques are easy to learn. We'll go over them and vote for the techniques to learn at the workshop at noon on Sunday. Samples will be available for close inspection.

*Carole Parker*

### SHIBORI TECHNIQUES OVERVIEW

*Hampton*



108

Have you ever admired the simple and whimsical designs of hand-hooked rugs?

Genuine hooked rugs use wool fabric strips and are rich with texture and color. Like all old-fashioned crafts, rug hooking is low-tech, simple and lots of fun! Your instructor is an experienced teacher who loves working with beginners. Learn the techniques and get started on your way to a easy, fun, and wonderful new hobby, because we all need more hobbies, right?

*Josh Esler*

### TRADITIONAL RUG HOOKING

*Stanford,  
Classroom*

\$10 materials fee  
Limited class size



109

## FRIDAY, 4:30 - 5:45 PM

---



110

### CONCERT: JEN MIDKIFF *Lakeshore*

Classical training meets folk heart in this acoustic concert. Jen Midkiff blends harp and vocals for a serene sound that will wash all your cares away. She may even have some musical friends join her on-stage to add to the fun!

*Jen Midkiff*



111

### 3D PRINTING DISCUSSION *Carlyle*

Interested in 3D printing? This is the place with generalized geekery! Given the rapid rate of evolution, we don't know where the state-of-the-art might be when this panel begins. Discussion may include:

- Printer options - what each one offers
- Costs
- Care and feeding
- Resources such as Thingiverse
- Editing tools
- Different types of feed stock.

*John Ridley*



112

### IRISH LANGUAGE 101 *Edwardian*

The Irish speak English, don't they? Yes, but they also have a beautiful, complex language all their own. Learn about pronunciation and sentence construction guides, creative curses, educational software, websites and resources, a simple song, and some useful phrases for your trip to Ireland. Practice in beginning conversational skills. Follow up with more Irish language Sunday at 10:30 am.

*Brenda Sutton*



113

### WHY FANFIC IS AWESOME AND YOU SHOULD FEEL GOOD ABOUT WRITING IT. *Hampton*

All modern literature is fanfiction, from Shakespeare and Milton all the way to the fairy tale retellings and remixes of today. Let's talk about why fanfic is a glorious, time-honored tradition that can help you improve as a writer, enriches your life as a reader, and pushes the envelope of the narrative story.

*Seanán McGuire*

## FRIDAY, 4:30 - 5:45 PM

---

Water, fiber, and fun – learn how to create jewelry and toys with just a few bits and pieces.

*Jeanne DeVore*

MAKING FELT  
BEADS  
*Leighton*



114

Learn what it feels like to hand-form silver wire jewelry in the “Wandering Wire” style (**very** different from jig-forming!). Bring any wire-working tools you already have, but don’t stress about buying new ones just for class – we’ll discuss what works best as we go. In particular, people will find bent-nose pliers useful, but round-nose & flat nose have their uses as well, so bring what you have. There may be limited tools available for loan.

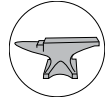
**Note:** face shield/safety goggles are **mandatory** for this class. We’ll have adult-size loaners, but they may be too large for kids. Please plan accordingly; eye protection is very important.

*Elise Matthesen*

HAND-  
FORMING  
AND WORK-  
HARDENING  
STERLING  
SILVER WIRE

*Stanford,  
Classroom*

\$23 materials fee  
Limited class size



115

## FRIDAY, 7:30 - 8:45 PM

---

Welcome to MuseCon! Meet our Guests and find out what we’ve got in store for you this weekend.

Once the festivities are officially kicked off we’ll be hosting the latest installment in “Seanan Shows Why She Has a Hugo for Not Shutting Up” also known as “Ask Seanan Anything, (although she may not answer, and would really prefer you not ask anything about potential future changes to living conditions/locations)”.

*Dave Ifversen, Staff, Seanan McGuire,  
Amy McNally, Sharon Winsauer, Elise  
Matthesen, Jeff Larson, Terry Blake*

OPENING  
CEREMONIES  
&  
ASK SEANAN  
ANYTHING  
*Lakeshore*



116

## FRIDAY, 7:30 - 8:45 PM

---



117

### 3D PRINTING SHOW & TELL

*Barrington*

7:30 - 10:15 pm

We will have a number of 3D printers on display running and making items. Some home-built, and some are even capable of partial self-replication by printing parts for new a 3D printer. Stop by, watch them run, and chat with fellow 3D printing fans.

*John Ridley*



118

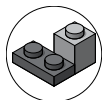
### HACKER- SPACES & MAKER- SPACES

*Carlyle*

A hackerspace or or makerspace, also referred to as a hacklab or creative space, is a venue where people with common interests in computers, technology, science, digital or electronic art, and more can meet, socialize and collaborate.

Hackerspaces can be viewed as open community labs incorporating elements of machine shops, workshops, and studios where people share resources and knowledge to build and make things. Learn about cool places like Sector67, South Side Hackerspace, Workshop88, Pumping Station One, Milwaukee Maker, Bucketworks, and i3Detroit. We will have representatives from a few on hand to tell us about themselves, their history, and what they offer.

*Workshop88, Pumping Station One, South Side Hackerspace, Milwaukee Makerspace*



119

### LOOM KNITTING

*Edwardian*

\$20 materials fee

Limited class size

Loom knitting is an easy alternative to traditional knitting. Using a circular loom with pegs on it and a hook, participants will learn how to get started and make stitches in the round. The loom used is perfect for creating hats and small bags, and the techniques apply to looms of other sizes and shapes.

Materials fee includes loom, special hook, and yarn for a hat. Geared for ages 7-12; 6 and under welcome with an adult helper.

*Jessica Duffly*



## FRIDAY, 7:30 - 8:45 PM

---

Learn some of the classic bellydance moves and put them to music! Bellydance is good for keeping the body in shape with low-impact moves. Bring a scarf to tie around your hips if you can. For all people of all age groups.  
*Deborah Jablonski*

**BELLY DANCE  
FOR FUN &  
FITNESS**  
*Hampton*

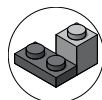


120

What's your tall tale? Hear some outrageous tales and tell your own.

A "getting to know you" event.  
*Sharon Price*

**STORY-  
TELLING**  
*Leighton*



121

If knitting's too normal for you, try hand-spinning. This class will give students an introduction to creating yarn. Students will learn about fiber, drafting, twist and plying, see a spinning wheel at work, and get hands-on practice with their own handspindle and fiber. Spindles and fiber will be provided, but if you have your own spindle, feel free to bring it.

Ages 8 & up (or with prior consent from instructor)  
*Jeanne DeVore*

**BEGINNING  
HAND-  
SPINNING:**  
*Make your own  
yarn!*

*Stanford,  
Classroom*

\$5 materials fee  
Limited class size



122

## FRIDAY, 9:00 - 10:15 PM

---

Chicago's own **Moebius Theatre** presents a sketch comedy show! Or something...  
Hey, if we knew what to expect they wouldn't call it improv!  
*Moebius Theatre*

**MOEBIUS  
THEATRE  
SHOW**  
*Lakeshore*



123

## FRIDAY, 9:00 - 10:15 PM

---



124

### INTERNET STRATEGIES FOR ARTISTS & PHOTOGRAPHERS

*Carlyle*

Join artist Jim Plaxco as he covers a broad array of issues facing the artist or photographer who is looking to either create their initial presence on the Internet or to improve their existing presence.

Topics covered include planning your online strategy; identifying a web site solution; blogging for your art; strategies and alternatives for online selling; using social media to promote yourself; using SEO (search engine optimization) to improve your search engine ranking; options for email marketing; advertising online; and understanding web analytics.

*Jim Plaxco*



125

### BEAD BUYERS' SNARKFEST

*Edwardian*

Someone once said "You know, it might be interesting to have one of those unexpurgated talks that wholesale bead buyers have when they're warning each other about things to look out for, and giving pointers to the good stuff."

Be prepared to be amazed, bemused, and confounded by the dazzling wit and uninhibited honesty of several experienced wholesale mavens who will tell the truth, the whole truth, and nothing but their truth about buying wholesale. And please, bring your questions; we love questions!

*Elise Matthesen, Charlotte Nickerson, Josh Esler, Wendy Richardson, Brooke Wiewel*



126

### BOOMER HEALTHY LIFESTYLES & THE FACE OF AGING

*Hampton*

Join us as we discuss healthy lifestyles for boomers, including weight loss, disease prevention, appearance, and how medical advances effect boomers. We'll also have some follow-up on last year's "Changing the Face of Aging" session.

*Deborah Jablonski*

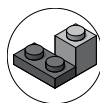
## FRIDAY, 9:00 - 10:15 PM

---

We're going to have a song circle. That means when it's your turn you can pick, play or pass. Choose any song or tune you like, we'll try to make it happen. Bring your voice, any instrument you play and your enthusiasm. Campers of all ages welcome!

### CAMP SONGS

*Leighton*



127

After the singing we'll have snacks in the Hospitality Suite.

*Sharon Price*

With little more than blank cards, stamps, and ink, you can create custom cards for any occasion, and step it up a notch with die-cut paper shapes and embossed textures. We will make two or three decorated cards and envelopes using Distress and archival inks and various other materials.

### CARD- MAKING 101

*Stanford,  
Classroom*



128

\$2 materials fee

Tools will be available for shared use.

Please feel free to bring: silicone craft sheet, heat gun, and any scrapbooking, rubber stamping, or cardmaking tools and materials you wish to use.

Most ages are welcome; you must actively supervise any child under the age of 13 (one adult per child). Sharp and potentially dangerous tools will be in use (by adults only). Any unsupervised children will be asked to leave for their own safety.

*Ananda Stevens*

Watch as our mad scientists generate beautiful, lethal electrical sparks up to 12 feet long for your entertainment and amazement. While the sparks fly, Dr. Zeus plays with the lightning while wearing his protective metal-mesh suit!

### TESLA COILS!

*Parking Lot*



129

**Note:** If the weather doesn't cooperate we'll try again on Saturday night at 9:00.

*Jeff Larson, Terry Blake*

## FRIDAY, 10:30 PM - DAWN?

---



130

FRIDAY OPEN  
CIRCLE  
*Lakeshore*

Come one, come all, whether you sing, play an instrument, or just want to listen to the wonderful music. At times we'll be jamming, at times we'll all be listening to a wonderful number. A bit of filk, a bit of folk, a bit of rock...all are welcome here. Whether it's your first time, or you're an old hand, come and participate.

*Lizzie Crowe*



131

FRIDAY  
MUSIC JAM  
*Hampton*

Pull up a chair and add your own flavor to the mix. This room is set aside for anyone to come in and join the jam session. This space is not meant for pre-existing songs, more for the love of free-form group interplay. So come on in! The groove is fine.

*Lizzie Crowe*

## SATURDAY, 9:00 - 10:15 AM

---



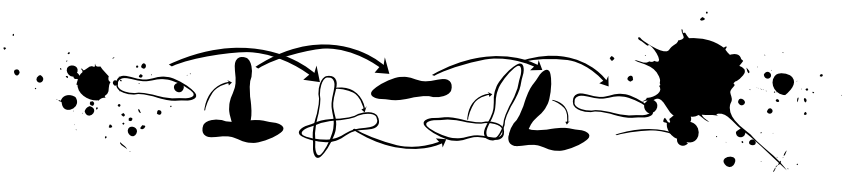
201

DANCE THE  
FLAMENCO  
*Lakeshore*

Learn the basics of fiery, passionate Flamenco with Margie Dziadzka, Artistic Director of Flamenco Expresivo Dance Ensemble. This class will start with a brief description and history of Spanish Dance and continue with a dance lesson. If time allows, Margie will also demonstrate a few dances. Come to participate or just to listen and watch.

Wear comfortable clothing and shoes that you can stomp around in (bare/stocking feet are not recommended).

*Margie Dziadzka*



## SATURDAY, 9:00 - 10:15 AM

---

In these days of insanely high gas prices, why not consider the increasingly popular electric bike for short- to medium- range personal travel? This is an outline on how to take a standard bike and upgrade it to an electrically-assisted bike that takes all the sweat out of riding up hills and into the wind. For the less technically inclined, there will also be some guidance on what to look for in a commercial electric bike.

*Dermot Dobson, Dave Ifversen*

### ELECTRIC BIKES DISCUSSION

*Carlyle*



203

Ever wanted to write a song? With the skills taught in this class, you'll be churning out good lyrics in no time. This class deals with lyric structure, rhyme patterns, timing, scansion, active versus passive word choices, bridges, pace, plot, and patter with a brainstorming technique you'll utilize for the rest of your songwriting days. No previous musical training required. We'll get you started down the troubador's road. Attendance limited to 10 students.

We continue with Part 2 on Sunday, from noon to 1:15 pm.

*Bill Sutton, Brenda Sutton*

### LYRIC WRITING PART 1

*Edwardian*

Limited class size



204

If you're new to yoga, check out this Yoga Basics class taught by certified teacher Ronni Selzer. Learn a few poses (asana), some breath work, and yoga fundamentals in a safe and non-competitive environment. Discover how yoga can open you physically, spiritually, and mentally. Dress comfortably, and prepare to laugh. Bring a mat if you have one.

*Ronnie Selzer*

### YOGA BASICS

*Hampton*



205

## SATURDAY, 9:00 - 10:15 AM

---



206

### HARDBOUND JOURNAL MAKING

*Leighton*

9:00 - 11:45 am

\$20 materials fee

Limited class size

In this 3-hour workshop you will make-and-take a hard-backed book. This style makes a great guest-, photo-, or sketch book and is different from last year's book format.

You'll learn to make a book with inexpensive, easy-to-find materials and hand tools and take home complete directions and a supply list. No special equipment is required.

Supplies are included in the workshop price, but please bring any of your own - check near Registration for a complete list. Don't worry if you don't have anything, we'll have plenty of decorative paper, thread, and hand tools. We'll need every minute, so don't be late!

*Sally Childs-Helton*



207

### LEARN TO KNIT

*Stanford,*

*Classroom*

Limited class size

Learn to cast on and do simple knit stitch, and then bind off. Learn about different needle sizes and yarn weights and styles. You will knit a simple 2" by 2" coaster, but this technique can be used to knit a scarf as well. You may laugh, but Roxanne's mom is still using the coasters she knit when she learned at age 8.

If you have them, bring a pair of needles, size 6, 7, or 8, and a ball of worsted or chunky weight yarn. There will be a limited number of needles and balls of yarn available to buy at a nominal fee, and some to borrow for the day.

*Roxanne King*

## SATURDAY, 9:00 - 10:15 AM

What's a Blinkie, you ask? Why, those cool badges made of circuit boards and LEDs. Never built one before? Don't fear, the blinkie wizards of General Technics are ready to help you build a blinkie – for free! Other blinkie kits are available for upgrade; see the descriptions starting on page 52.

*Our Blinkie Overlords*

FREE  
BLINKIES  
*Stanford,  
Workshop*



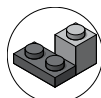
208

Time to throw the kids in the pool!  
Big kids welcome, too.

**No lifeguard on duty!** You must provide supervision for your kids!

*Sharon Price*

YOUTH SWIM  
*Pool*



209

## SATURDAY, 10:30 - 11:45 AM

There's too much negativity in the world, and sometimes it can be hard to remember why we keep trying. That's where street pennies come in. Let's talk about the little things that make you happy, and how to find more of them in the world.

*Seanan McGuire*

STREET  
PENNIES:

*It's Okay to be  
Happy About  
Little Things  
Lakeshore*



210

Todd Tries Science!  
Come see what hands-on project our pet Mad Scientist Todd Johnson has cooked up for us.

Lab coats optional. Curiosity required.

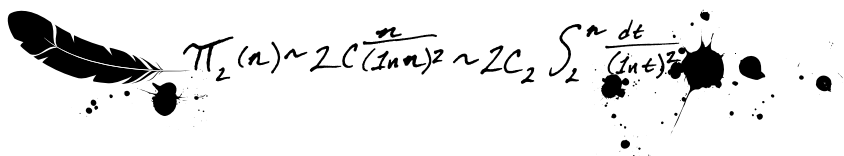
*Todd Johnson*

STAND BACK,  
I'M GOING  
TO TRY  
SCIENCE!

*Carlyle*



211



## SATURDAY, 10:30 - 11:45 AM

---



212

*Basic  
Millinery: Speed-  
Carving I  
Edwardian*  
\$22 materials fee  
Limited class size

Basic head block carving in this first of two 75-minute sessions (the second session is Sunday at 10:30 am). This workshop introduces basic sculpture technique, papier-mâché, and head size to produce a head block: the foundation for producing free-sculpted head wear.

**One** \$22 fee for both Basic Millinery I and Basic Millinery II includes all materials (foam, knives, sandpaper, paper, water, glue, safety mask, soft tape measure).  
*Tonya Gross*



213

**MUSIC  
THEORY  
PART 1:**  
*Pretty Black  
Dots!*  
*Hampton*

if you've always wanted to learn to read music, but just never got around to taking instrument lessons, here's your chance! Bring a pencil and your pattern-finding skills: music is a more consistent language than English, it just has more symbols. Treble/bass clef, note/rest values, time signatures, key signatures, and major scales will be covered.  
*Jen Midkiff*

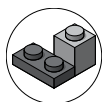


214

**LEATHER  
TOOLING**  
*Stanford,  
Classroom*  
Limited class size

Learn basic leather tooling while making a coaster with a classic western-style floral design, using a basic set of seven tools and a mallet. Part of the process is learning to use a swivel knife, so best for ages 10 and up.

All tools and materials provided. Tool sets will be available for purchase for \$50-\$70.  
*Ron Winsauer*



215

**POST-SWIM  
BREAKFAST  
GATHERING**  
*Hospitality  
Suite*

Now that the kids have gotten their early-morning exercise in the pool, it's time for breakfast! We'll gather together in the Hospitality Suite to eat.  
*Sharon Price*



## SATURDAY, 10:30 - 11:45 AM

---

What could be better than a technical dive into all things electric bike-flavored? Watching those same electric bikes being put through their paces, courtesy of local folks who have already taken the plunge!

*Dermot Dobson, Dave Ifversen*

ELECTRIC  
BIKE SHOW  
AND TELL

*Lobby*



216

## SATURDAY, 1:30 - 2:45 PM

---

Curious about the elements that make up a (studio) recording? Attend our overview and see some of the steps involved, from scratch tracks to individual components to mixing down and a finished song. Be amazed as our wizards put everything together in front of your very eyes (and ears) in just 75 minutes!

*Bill Roper, Lizzie Crowe, Eric Coleman,  
Amy McNally, Dave Ifversen*

BLITZKRIEG  
RECORDING

*Lakeshore*



217

Not new to yoga, but wondering what the heck some of those crazy poses you sometimes see pictures of are? This is the place to try them out!

New to yoga? There is always a variant pose that we can work on, so don't be afraid to come see what we are up to.

Dress comfortably, and bring a mat if you have one.

*Karen Nagel*

PYSCHO  
YOGA

*Barrington*



218

Humanity is not a one-gender, one-race, one-creed entity. We're all different, and we're all deserving of our turn on the stage. Join our discussion on how to bring more balance, inclusiveness, and diversity to your work.

*Seanán McGuire*

GENDER  
BALANCE,  
INCLUSIVE-  
NESS, AND  
DIVERSITY

*Carlyle*



219

## SATURDAY, 1:30 - 2:45 PM

---



220

### BASIC CROCHET FOR LEFT-HANDERS

*Edwardian*  
Limited class size

Are you a lefty who wants to learn to crochet, but have had no one to show you how? Here's your chance. We will concentrate on three basic stitches: chain, single crochet, and double crochet. Bring your own crochet hooks or borrow one of mine. Yarn will be provided.

Right-handed "newbies" are welcome too.  
*Lady Cheron Fitzgerald*



221

### CUTTING A 78RPM RECORD

*Hampton*

Mixing old tech with new – see how to turn a blank piece of vinyl into a musical treasure in this live demonstration. Steve will show you how to cut a 78 from an iPod, as well as a live recording demo.

*Steve Salaba, Cathy McManamon*



222

### CHAIN MAIL JEWELRY

*Stanford, Classroom*  
\$5 materials fee  
Limited class size

Learn to create jewelry starting from just little rings. We will use the European 4-in-1 weave to make a basic bracelet using commercially available aluminum and rubber rings. Kits will be available in several different colors. Some sets of pliers will be available for loan during the class, but if you have your own smooth flat- or chain-nose pliers, bring 'em along.

*Wendy Richardson*

## SATURDAY, 3:00 - 4:15 PM

---



223

### BEYOND BODHRAN BASICS

*Lakeshore*

You've been playing the bodhran, or you took Bodhran Basics at 3:00 on Friday, and you'd like to take your drumming skills to the next level. This class steps up the pace, offers more complex rhythms, rim work, timing, playing with others, and call-and-response percussion challenges.

*Brenda Sutton*

## SATURDAY, 3:00 - 4:15 PM

---

Maybe you think improvisation is all fun and games? You're right. But sometimes the focus isn't on entertaining the audience — it's on developing your skills as a performer. This year Moebius Theatre changes it up. We'll play fun performance games like Switch, plus we'll add a few exercises to build skills and confidence.

*Lisa Golladay, Michael Blake,  
Moebius Theatre*

How do these thing really work? You can look at the how-to information that's spread across the web, but these folks have really done it, and solved real-world engineering challenges. So, come with your questions, and when they're done with your questions, out come the stories of harnessing the beast of Tesla.

*Bayley Wang, Heidi Baumgartner, Jeff  
Larson, Terry Blake*

Learn techniques for working with wire thread, including how to bead a spiral rope, how to plan a necklace or bracelet project, how to attach a magnet clasp, and how to finish a no-clasp rope. We'll make a 2-inch sample, which can also be used as a gauge swatch. Materials for larger projects will be available for purchase.

Ages 10 and up please.  
*Jan of the Magic Fingers*

They say ideas are everywhere, but what do you do with them? Learn ways to ask your idea and characters the questions which can take a raw, ephemeral idea and turn it into a story. You will need paper and a writing instrument.

For age 16+.  
*Cat Greenberg*

### GAMES AND EXERCISES FOR BETTER IMPROV

*Barrington*



224

### TESLA COIL Q&A

*Carlyle*



225

### SPIRAL BEADING

*Edwardian*

Fee varies by project  
Limited class size



226

### FICTION BRAIN- STORMING

*Hampton*

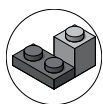
Limited class size



227

# SATURDAY, 3:00 - 4:15 PM

---



228

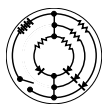
## LEATHER-WORK FOR YOUTH

*Leighton*

Fee varies by kit  
Limited class size

Kids get to assemble their own coin purse (\$2.50), from a choice of three styles, two with key chains. Holes are pre-punched, but sewing the project together does use an embroidery-type needle. Best for kids 8 and up. Kids can also learn to do a trick braid while making a free fun snake wristband. Instructions say for ages 8 and up, but younger kids can probably manage with a some grownup help.

*Liana Winsauer, Ron Winsauer*



229

## WORKING WITH EL WIRE

*Stanford, Classroom*

\$10 materials fee  
Limited class size

From the world of *Tron* to neon art, electroluminescent wire can add a fun and futuristic look to many things. Although plug-&-play kits are available, building your own allows much more flexibility and creativity. We'll walk you through the steps involved in working with this glowing, bendy, but sometimes tricky material. Fee includes inverter and wire as well as connective supplies; loaner tools will be available.

*Josh Esler*



230

## THROWING UP WITH STYLE:

*Yes, You CAN Juggle!*

*Hallway outside Lakeshore*

Limited class size

We will teach you the basic three-ball juggling pattern, and add a few tricks if we have time. Homemade juggling balls will be available for purchase if you would like (\$2 each). If you already juggle, drop in for some club passing or stealing patterns.

*Katje Sabin, Bill Gilliland*



231

## VELVETEEN BOOK LAUNCH

*Hospitality Suite*

Join us for the official release – the long-awaited second volume of the Velveteen adventures by MuseCon Guest of Honor Seanan McGuire is here!. Buy a copy and get it autographed (in room 303), or just join us for cake in the main Hospitality Suite.

*Seanan McGuire, ISFiC Press*

## SATURDAY, 4:30 - 5:45 PM

The most portable instrument in the world is the human voice. Learn how to use it properly.

We'll start with an overview of how the human voice works, and then cover the basics of breathing, projection, and diction.

Bring a medium-sized hardcover book (if you don't have one with you, the bible from your hotel room nightstand will do nicely) and be prepared to sit, stand, and lie on the floor. We will go through a series of exercises so that you can learn what it feels like to do it right, and all students will receive a reminder handout to use as a basis for future practice.

*Wendy Zdrodowski*

### INTRO TO VOCAL TECHNIQUES

*Lakeshore*



232

*Endless Amusement* is a book, published in 1820, containing 400 scientific demonstrations, experiments, tricks, and projects for young readers. Join Todd Johnson and Bill Higgins for Regency-era fun, as they try out a few of the saner suggestions. We'll also discuss the ones our hotel wouldn't allow - plenty of recipes for fireworks - and the ones that are rather dangerous - "Dissolve 100 grains of mercury by heat, in an ounce and a half of nitric acid...".


*Bill Higgins, Todd Johnson*

### TODD AND BILL PROVIDE ENDLESS AMUSEMENT

*Carlisle*



234



# SATURDAY, 4:30 - 5:45 PM

---



235

## CUTTING T-SHIRTS FOR FUN & FIT

*Edwardian*

\$15 materials fee

Limited class size

Love your tee, hate the way it fits? Hack your shirt! T-shirt fabric is very forgiving, and there are lots of quick ways **that do not require a sewing machine** to alter your t-shirt to make it fit better, look more funky, even a little dressy! Change the neck, sleeves, hem – even use two shirts to make one!

You should know how to do basic hand sewing/lacing and how to use fabric scissors.

**If your shirt is too big:** bring your shirt.  
**If your shirt is too small:** bring **two** shirts, of complimentary/contrasting colors.

*Jen Doyle*



236

## SHARE & SHOW:

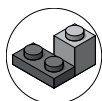
*Cool Tools &*

*Stuff*

*Hampton*

Have you been to a panel where someone says “I could do a whole panel about {tools/glues/paints/materials/whatever}”, only to find out the person has never even heard of your favorite? This crowdsourcing panel invites **you** to share your favorite tool, glue, paint, material, or maker-stuff with the group! Bring your favorite stuff to show everyone, and take three minutes to share what makes it cool. Got more than one favorite? We’ll take turns until everyone has had a chance to share, then go around again!

*Ananda Stevens*



237

## GLOW COSTUMING

*Leighton*

Who doesn’t love dressing up as someone, or something, else? We’ll have supplies for the kids to put together their own fun wigs, masks, and costumes that **glow**! Then you’ll have a chance to show off your creations at our Glow-in-the-Dark Dance from 7:30 to 8:45 pm.

*Sharon Price*

## SATURDAY, 4:30 - 5:45 PM

---

Learn how to make a bracelet out of wire by using the Viking braid. Worried about precision? Don't worry, precision isn't required with this technique. The fee covers enough wire to make one bracelet and the loom to make it on. Loaner cutters and pliers will be available, or bring your own.

Wire draw plates will be provided, and may be purchased for an additional \$5.

*Isaac Armstrong*

### VIKING BRAID JEWELRY

*Stanford,  
Classroom*

\$15 materials fee  
Limited class size



238

## SATURDAY, 7:30 - 8:45 PM

---

Our Guest of Honor Seanan McGuire and her Biohazard Backing Band light up our stage with her unique mix of fairy tale folk, humorous horror, mad science, and fun.

**Bonus!** Elise Matthesen will be at work during the concert! She'll be putting her unique style into the jewelry pieces she is inspired to bring to life during Seanan's show. Immediately after the concert these pieces will be auctioned off! So enjoy the show, and then see what's been inspired along the way! One might just inspire you.

*Seanan McGuire, Sally Childs-Helton, Barry Childs-Helton, Debbie Gates, Jen Midkiff, Amy McNally*

### CONCERT: SEANAN MCGUIRE

*Lakeshore*



239

Arduino programming proved to be a very popular topic last year at MuseCon, so we are thrilled that Workshop 88 is offering a second session this year. It doesn't matter if you're an absolute beginner, an old hand with electronics and programming, or somewhere in between, Arduino is for everybody!

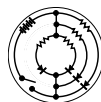
This is a repeat of the Arduino class held on Friday at 3:00 pm.

*Jim Williams, Workshop 88*

### ARDUINO PROGRAM- MING

*Barrington*

Limited class size



240

## SATURDAY, 7:30 - 8:45 PM

---



241

### BASIC JEWELRY STRINGING

*Edwardian*

\$4 materials fee

Limited class size

How do we go from having beads to actually being able to put on and wear a piece of jewelry? What are all these pliers and wires? Come to this class to learn the basics of stringing on wire and headpins, and create your own bracelet and earrings to take home.

*Brooke Wiewel*



242

### INTRO. TO MIEVEAL CALLIGRAPHY & ILLUMI- NATION

*Hampton*

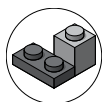
7:30 - 10:15 pm

\$10 materials fee

Limited class size

During the Middle Ages the written word ushered in a time of unprecedented growth in knowledge and communication. But when every manuscript had to be laboriously created by hand, they were also beautiful examples of craftsmanship. In this class, you'll learn some basic calligraphy (lettering) and illumination (painted initials) techniques. Katje Sabin studies the scribal arts with the local Society of Creative Anachronism, was a professional typesetter in the 1980s, and has a BA in Art Studio from UC Davis.

*Katje Sabin*



243

### GLOW-IN- DARK DANCE

*Leighton*

Not just a dance, a glow-in-the-dark dance! Everyone is invited to jump, jive, and have a good time under the black lights!

*Sharon Price*



244

### TESLA COIL FINAL TWEAKING & TESTING

*Stanford,  
Classroom*

Limited class size

During this time work with other kits builders and our OneTesla experts to complete and test your 10" singing coil.

**Note:** some testing may occur outdoors.

*Bayley Wang, Heidi Baumgartner*



# SATURDAY, 9:00 - 10:15 PM

---

Feel the rhythm! Join us in a celebration of the heartbeat of music itself. Bring your drums, marimbas, shakers, bells, hands, feet, movement, and smiles. All levels of drummers and dancers are welcome.

*Cathy McManamon, Brenda Sutton,  
Bari Greenberg*

**DRUM &  
DANCE  
CIRCLE**  
*Lakeshore*



245

In our continuing series on photography, this year we will demonstrate basic posing and associated lighting techniques. As well as presenting basic lighting we want to demonstrate proper posing for various photography styles. As in previous years we welcome people of all skill levels and will tailor the material to the needs of the attendees.

*Richard France, Ken Beach*

**PHOTOGRAPHY:  
POSING &  
LIGHTING**  
*Carlyle*



246

Join Amy McNally as she explains how Scotch whisky is made and waxes poetic about both the beverage and some of the many creative works inspired by this heady spirit. Share your favorite tasting tips, brands, and stories, and receive your invitation (21+ only) for a private sampling of some of the whiskies we've discussed!

*(note: private sampling will occur in an alternate location.)*

*Amy McNally*

**ELEMENTS  
OF SCOTCH-  
TASTING**

*Edwardian*

Session start may be delayed slightly if the Seanan McGuire concert runs over



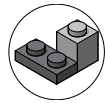
247

We're going to have a song circle. That means when it's your turn you can pick, play or pass. Choose any song or tune you like, we'll try to make it happen. Bring your voice, any instrument you play, and your enthusiasm. Campers of all ages welcome!

After the singing we'll have snacks in the Hospitality Suite.

*Sharon Price*

**CAMP  
SONGS II**  
*Leighton*



248

## SATURDAY, 9:00 - 10:15 PM

---



249

### PAPER ZOO

*Stanford,  
Classroom*

Bring your paper crafting projects and work on them in a fun, supportive group setting. Show off that awesome design you just finished, get ideas for the project you're stuck on, or just chat and craft. A Dahle rotary paper cutter and a Vagabond papercraft machine will be available. Please bring any tools you need for your projects (we'd love to have you tell us about your favorite tools in the "Share and Show — Cool Tools" panel Saturday at 4:30!).

All paper crafts are welcome. Most ages are welcome: you must actively supervise any child under the age of 13 (one adult per child). Sharp and potentially dangerous tools will be in use (by adults only). Any unsupervised children will be asked to leave for their own safety.

*Ananda Stevens*

## SATURDAY, 10:30 PM - DAWN?

---



250

### SATURDAY OPEN CIRCLE

*Lakeshore*

Come one, come all, whether you sing, play an instrument, or just want to listen to the wonderful music. At times we'll be jamming, at times we'll all be listening to a wonderful number. A bit of folk, a bit of folk, a bit of rock...all are welcome here. Whether it's your first time, or you're an old hand, come and participate.

*Lizzie Crowe*



251

### SATURDAY MUSIC JAM

*Hampton*

Pull up a chair and add your own flavor to the mix. This room is set aside for anyone to come in and join the jam session. This space is not meant for pre-existing songs, more for the love of free-form group interplay. So come on in! The groove is fine.

*Lizzie Crowe*

## SUNDAY, 9:00 - 10:15 AM

---

Four strings and the truth. Bring a uke, borrow a uke, teach a song or learn some new ones. Absolute beginners welcome; also blazing hipsters, guitarists who seek the light, and those of us for whom vaudeville never died (you know who you are).  
*Lisa Golladay, Michael Blake, Bill Higgins, Bryan Peterson*

UKULELE  
SUMMIT  
*Lakeshore*



If you've ever wanted to learn to sew but weren't sure where to start, this class is for you. We'll learn a bit about how a sewing machine works, and how machine-stitching differs from hand-stitching. We'll review how to thread 2 types of basic machines, and then start sewing.

MACHINE-  
SEWING  
*Barrington*  
9:00 - 11:45 am  
Limited class size



In the process of making the class project, a drawstring bag, students will learn how and why to use straight and zigzag stitches, and how to clip, turn, and press seams. We'll also cover a bit about how to care for and maintain your sewing machine.

All materials provided. Suitable for adults and kids 8-sh and up. Younger kids with parents-in-tow are also welcome.  
*Wendy Zdrodowski*

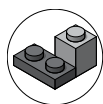
Interested in a more "spirited" creative outlet? Listen to our mead makers and home brewers talk about the art & science behind these potentially tasty endeavors.  
*Ron Winsauer, Bill Sutton, Jason Betts*

CREATIVE  
SPIRITS  
*Carlyle*



# SUNDAY, 9:00 - 10:15 AM

---



304

## YOUTH KNITTING

*Edwardian*

\$7 materials fee

Limited class size

In this hands-on workshop participants will learn the basics of knitting, primarily casting on (getting yarn loops on your needles) and knit stitch (the first of two stitches, yes there are only two stitches in knitting) . No previous experience is needed. Materials fee covers needles and enough yarn for a couple of dish cloths.

**Note:** ages 7-12 can come alone; under that should bring an adult to assist them. All parents are welcome, but please remember this is a youth class.

*Jessica Duffy*



305

## INTRO. TO RENAISSANCE DANCE

*Hampton*

A survey of a variety of fun and easy dances from Western Europe of the 15th to the early 17th centuries. You will learn to dance Italian Court dances, French Bransles, Almans, and English Country Dances. This is a “feets-on” class, but no special experience, partners, or costumes are required.

*Kerri-Ellen Kelly, Sharon Spanogle*



306

## CROSS- STITCH 101

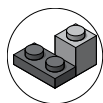
*Stanford,  
Classroom*

\$5 materials fee

Limited class size

Learn about cross-stitch! This decorative technique is simple to learn but can produce impressive results. Think of it as color-by-number with floss! We will discuss the various fabrics used in cross-stitch, how to prepare floss, how to thread needles, and how cross-stitch differs from needlepoint. We will produce a simple MuseCon-related design. Kit will include a square of fabric, a needle, a design pattern, and related floss.

*Roxanne King*



307  
46

## OUTDOOR PLAY

*Meet in Lobby*

Weather permitting, we'll head outdoors for relay-races, bubbles, and more creative fun.

*Sharon Price*

# SUNDAY, 10:30 - 11:45 AM

A little taste of Egypt – Raks Assaya is a cane dance done by both men and women. It is also sometimes done in pairs, with earthy movements. It is fun, and you do not need to bring anything except a hip scarf if you like! For all ages.

*Deborah Jablonski*

## ROCKIN' THE NILE:

*Raks Assaya*

*Dance*

*Lakeshore*

Limited class size



308

You need to be familiar with all of the concepts with Music Theory 101 to keep up with this class! (see description of the 101 class on Saturday at 10:30 am) We'll start with triads & inversions, jump to Roman-numeral chord relationships, and hopefully throw in some jazz chords as well (what is an F#m9/#11, anyway??). Bring a pencil!

*Jen Midkiff*

## MUSIC THEORY PART 2:

*Three's a Chord!*

*Carlyle*



309

This is a continuation of head block carving from Speed-Carving I (Saturday, 10:30 am), and answers the question: "what is the difference between a head block and a hat block?" This session will also introduce sculptural hat design theory to seduce aspirational hat makers.

**Note:** participants must have attended Speed-Carving I.

*Tonya Gross*

## BASIC MILLINERY:

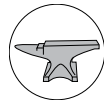
*Speed-Carving*

*II & Hat Design*

*Theory*

*Edwardian*

Limited class size



310

You've been struggling with Irish language (or you've taken Irish Language 101, Friday at 4:30 pm), and you'd like to learn more, practice speaking with others, know how to order a pint, address someone politely, find the cafe/hotel/toilet, learn another simple song, a few more creative curses, and how to find things in the Irish dictionary (not an easy feat!) There's a budding Irish language community in the midwest, we can hook you up.

*Brenda Sutton*

## EVEN MORE IRISH LANGUAGE

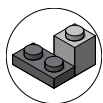
*Hampton*



311

## SUNDAY, 10:30 - 11:45 AM

---



312

### YOUTH DRUM MAKING

*Leighton*

We're having a drum-making workshop for our youth, followed by a rhythm band and dance jam. Join us!

*Sharon Price*



313

### KNITTING WITH HOLES

*Introduction to*

*Lace Knitting*

*Stanford,*

*Classroom*

Limited class size

A hands-on class covering the basics of lace knitting and chart reading. Students should know how to cast on, knit, and purl. Bring smooth, light-colored yarn and needles (please, no variegated yarn or mohair). Sock-weight yarn and US size 4 to 6 needles (3.5 - 4 mm) work well.

*Sharon Winsauer*

## SUNDAY, NOON - 1:15 PM

---



314

### DISNEY DIDN'T START THE FIRE

*Lakeshore*

Snow White ate an apple—or did she use a poisoned comb? The Little Mermaid lived—or did she? Let's talk about the folkloric and fairy tale roots of some of our favorite stories, and how they've changed right up to the modern day.

*Seanán McGuire*



315

### SHIBORI TECHNIQUE WORKSHOP

*Barrington*

*Noon - 2:45 pm*

This is a hands-on workshop where you'll learn the techniques that won the interest vote at Friday's 3:00 pm Shibori Overview session. We'll do two techniques and maybe more if we have time. **Note:** there will be no dying during class; preparation technique work only. You will take your samples home to dye.

Please bring a square, approximately 12", of washed white (ivory okay) natural cotton, rayon, or silk fabric for sample techniques, Dual Duty thread, sewing needle(s), and something to cut/clip threads. It is recommended that you know how to do a running/basting stitch.

*Carole Parker*

## SUNDAY, NOON - 1:15 PM

---

With the information learned from Lyric Writing 101 (Saturday, 9:00 am) and using a theme chosen by the class, you've crafted lyrics. Come to this session prepared to learn the most important part of song writing: the editing process. Hone the rough bits from your work, spot the weak words, and polish your lyrics until they gleam.

**Note:** Lyric Writing 101 required.  
*Bill Sutton, Brenda Sutton*

LYRIC  
WRITING  
PART 2  
*Carlyle*



316

Now that you have a basic dragon, come and learn how to embellish him with fine detailing work in needle felting. Add fancy wings, horns, claws, tongues, and spikes.

**Note:** this is a continuation from "Needle-Felt a Dragon Part 1" (Friday, 1:30 pm), which is a prerequisite.  
*Bonnie Somdahl*

NEEDLE-FELT  
A DRAGON,  
PART 2  
*Stanford,  
Classroom*



317

\$5 materials fee  
Limited class size

## SUNDAY, 1:30 - 2:45 PM

---

Now known as The Musician Formerly Performing Solo, Cathy's acoustic guitar, solid vocals, and folk-rock style move into a bold new soundscape with the addition of bass, fiddle, and organ.  
*Cathy McManamon, gundo, Amy McNally,  
Jason Neerenberg*

CONCERT:  
CATHY  
MCMANAMON  
*Lakeshore*



318

Constructing a world that works can be difficult, but it's one of the most rewarding things a creator can do. Join us for a discussion of worldbuilding, its logic, and its dangers.  
*Seanán McGuire*

WORKING  
THROUGH  
THE WORLD  
*Carlyle*



319

## SUNDAY, 1:30 - 2:45 PM

---



320

### DOLLHOUSE AFRICAN VIOLETS

*Stanford,  
Classroom*  
Limited class size

Don't be a shrinking violet. Come make a shrunken (doll house-sized) violet from some bits of ribbon and creativity!

*Wendy Richardson*

## SUNDAY, 3:00 - 4:15 PM

---



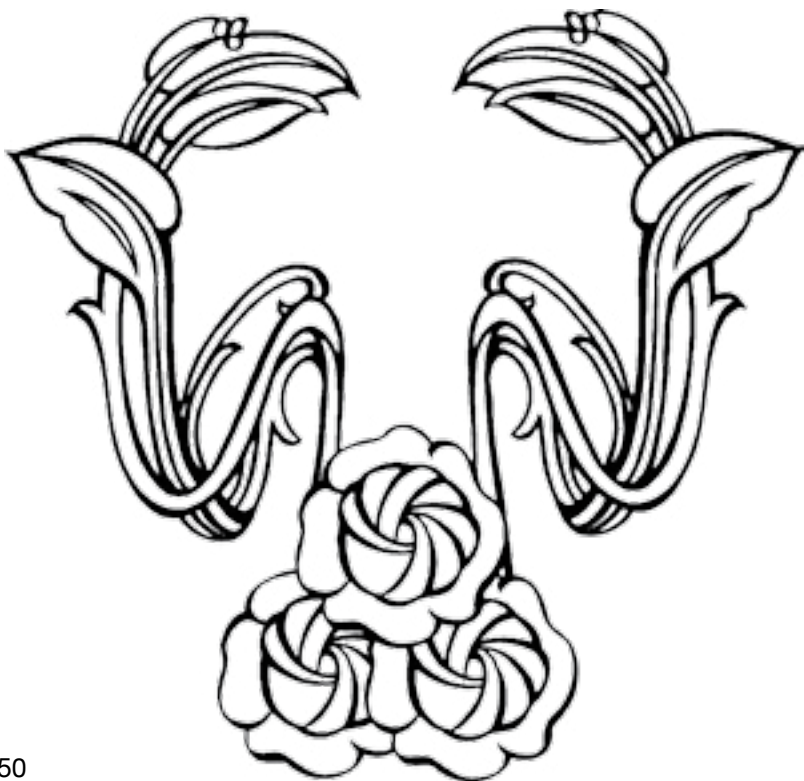
321

### CLOSING CEREMONIES & FEEDBACK SESSION

*Lakeshore*

It's been a fun weekend at MuseCon, but now its time to show off what we've learned & say so long...until next year!

*Dave Ifversen, Staff, Seanan McGuire,  
Amy McNally, Sharon Winsauer, Elise  
Matthesen, Jeff Larson, Terry Blake, Ron  
Winsauer*





# CAPRICON 34

**February 6-9, 2014**

**Westin Chicago North Shore  
Wheeling Illinois**

**Author GOH: S.M.Stirling**

**Special Guest: Jan Stirling**

**ArtistGOH: Tom Peters**

**Special Musical Guest: Silent Nightmare**

**Special GOH: Sherrilyn Kenyon**

Its 2014,  
CAPRICON's 34th year...  
It's time to travel to...

**the 4<sup>th</sup>**

**DIMENSION**

# Planet Blinkie

Our Blinkie Overlords once again present blinkies at MuseCon!

Located in the workshop (left) side of Stanford, Planet Blinkie will be open whenever blinkie techs are available - which means most of the weekend. Planet Blinkie also takes over the entire workshop side of Stanford from 9:00 am until 11:45 am Saturday morning, for the **free** beginner blinkie building blitz, featuring the Atomic MuseCon blinkie.

The brand-new 5-LED Sheriff Star will be the 2013 “Cool” (\$5.00) blinkie, and the new 5-RGB blinkie will be the 2013 “Wow” (\$10) blinkie.

Most blinkies have an IR emitter and receiver for two-way communication with other blinkie boards. Some blinkies use single-color (mono) LEDs, bi-color LEDs, or LEDs that can display red, green, or blue (RGB). The prices listed are the base price for the blinkie model; options, specifications, and upgrade prices available in Planet Blinkie.

## NEW BLINKIES!

---



### 5 RGB

Our first 4 RGB Blinkie was so successful, it sold out, and a new run of boards was necessary. We took the opportunity to make some improvements over the original design, resulting in the new and superior 5 RGB Blinkie. In addition to the extra LED, improvements include longer battery life and wider circuit traces for more beginner-friendliness. Our biggest improvement was solving the round-peg-in-a-square-hole problem. A clever bit of engineering allows either square RGB LEDs \*or\* round 10mm RGB LEDs to be used.

The 5 RGB is a 1.5" by 2.6" double-sided circuit board with a pin-back for wearing, which will display various user-selectable patterns.

*Beginner skill level, \$10, upgrades available.*

# NEW BLINKIES!

## 8X8 RGB MATRIX BLINKIE


If you are a blinkie connoisseur, we have a new showpiece blinkie for you! Watch as colors wash from side to side and corner to corner, fading in and fading out. 64 RGB LEDs, each individually firing to create the ultimate in mesmerizing patterns.

Features of the 8x8 RGB Matrix include a display that is slightly larger than the board, so kits can be tiled to create a larger panel; full USB interface to provide both power and programming, in addition to the internally stored patterns; and three different power options - standard AAA battery, rechargeable AAA, or a AA USB power source. The 8x8 RGB matrix display is based on a 2.4" by 2.4" double-sided circuit board with a pin-back.

Yes, this blinkie is **wearable!**

This is an advanced kit! Although designed to be easy to build, it is the equivalent of building four regular blinkie kits.

*Advanced skill level, \$45*



## 5 LED SHERIFF STAR BLINKIE

Be your very own wild west character with this gold five-pointed 5 LED Sheriff Star. This blinkie badge has special silver artwork done by MSkirvin.

This 4.3" by 4.3" double-sided circuit board has pin-back so you can wear your sheriff star on your leather vest, or other clothing. It can be built with various LEDs (single, bi-color, or square RGB), and will display various user-selectable patterns.

*Beginner skill level, \$5, upgrades available*




# BEGINNER SKILL LEVEL BLINKIES

---



## 4-RGB

This is a 1.4" by 2.2" circuit board with 4 square RGB or single-color LEDs that will display various user-selectable patterns. *\$10*




## THE DOG TAG BLINKIES

The Dog Tags are an easy-to-build set of blinkies that you can wear with a lanyard or a chain. Any guesses why we decided to call them the Dog Tag Blinkies?

But wait, it gets better. You can pick one of three designs: 2-RGB, Simple 4, or 6 -LED. What could be better?

*\$5, upgrades available for 6- and 4-LED*



## SIMPLE 4-LED

We picked up some special LEDs with a built-in flasher chip and were so impressed that we created a simple board around them. This is a 1.5" by 1.5" circuit board that can be worn as a pin.

*\$5, upgrades available*



## 6 LED CIRCLE G2 - UPDATED!

The 6 LED Circle was the first blinkie design we created. It was so popular, it has sold out, so we took the opportunity to make a number of improvements, including supports 10mm LEDs to maximize blinking options, and wider circuit traces, for a more robust design for beginners. This 2.0" by 2.6" blinkie has 6 single- or bi-color LEDs, which will display various user-selectable patterns, which can be worn as a pin.

*\$5, upgrades available*

# BEGINNER SKILL LEVEL BLINKIES

---

## ATOMIC MUSECON BLINKIE UPDATED!

This is a super-easy-to-build blinkie that you can wear with a lanyard or pin. This small 3.25" by 3.0" double-sided circuit board has a tie-tack pin for wearing. The board material is extra thin and thus is very light. The atomic blinkie supports 3 smart LEDs in a variety of colors. A special thanks to MSkirvin for the artwork!



This blinkie was designed specifically for MuseCon and was introduced at Musecon 2012. It has proved so popular that we've had a second run of boards produced . . . in blue. Collect the whole set!

*First one's free!  
\$5 for additional, upgrades available*

# INTERMEDIATE SKILL LEVEL BLINKIES


---

## THE ROCKET SHIP BLINKIE

What could be better than your very own rocket ship? Designed with classic and iconic rocket ship lines, there are engine LEDs, port hole LEDs, and a nose antenna LED.

And lest you think that's all, it communicates to any nearby rocket ships in visual range. Build one and fill your friends with rocket ship envy!

*\$10, upgrades available*



# INTERMEDIATE SKILL LEVEL BLINKIES



## 19-LED STICK


Dale asked “how many LEDs can you put in a line using the 8-pin PIC chip?” and the answer was the 19-LED Stick. It’s a 1.0” by 8.25” circuit board with a hole for hanging from a lanyard. It has 19 single-color LEDs that will display various user-selectable patterns.

*\$5, upgrades available*

## 14 RGB LED STICK

The 19-LED Stick has proved to be very popular and Dwayne wanted to improve on the design. The result is the 14-RGB Stick. It’s a 1.0” by 8.25” circuit board with a hole for hanging from a lanyard, with 14 RGB LEDs that will display various user-selectable patterns.

*\$15*



## 3X3 MATRIX

Dwayne found a way to squeeze a little more out of the 8 pin PIC (12F683), and the 3x3 Matrix Blinkie was created.

This is a 2.1” by 3.2” circuit board, with 9 single- or bi-color LEDs that will display various user-selectable patterns. One of the special features of the 3x3 is the 5 push buttons. Why 5 push buttons? Because Dwayne could!

*\$10, upgrades available*

# INTERMEDIATE SKILL LEVEL BLINKIES

## 12-LED CIRCLE

We try to support different skill levels, and in this blinkie we think we nailed them all. We placed 12 LEDs around the edge of a 3-inch circle, an easy design to solder. For more of a challenge we have boards with 5mm holes that allow the LEDs to be seen from both sides, after bending the LED legs. Finally, we added support for larger 10mm LEDs!

*\$10, upgrades available*



## THE GATOR

The Gator's snarly, toothy grin lights up with 15 LEDs, whilst it stares you down with an RGB eye. And lest you think that's all, it talks to any nearby gators with an IR-equipped tail.

The Alligator Blinkie was commissioned to honor 2011 Guest of Honor, SJ Tucker! A special thanks to MSkirvin for the artwork!

*\$10, upgrades available*



## 19-LED CIRCLE

This 1.8" by 2.6" board has 19 mono- or bi-color LEDs arranged in a circle that will display various user-selectable patterns or text messages.


*\$10, upgrades available*





# INTERMEDIATE SKILL LEVEL BLINKIES

---



## 16X8 MATRIX


After designing the 5x7 Matrix, Dwayne wanted to do something bigger. He located beautiful 8x8 matrices. We've mounted a pair of them to a 2.5" by 1.8" circuit board to display a variety of patterns and text messages, using two buttons for selection. The board is powered by four button batteries or an external power supply.  
\$15

## RGB 4X4X4 CUBE

If you are up for the challenge, we have the blinkie for you: the 4x4x4 GRB Cube! Watch as colors wash from side to side, corner to corner, up/down, fading in and fading out. 64 RGB LEDs, each individually firing to create an array of mesmerizing patterns. Although designed to be easy to build, it *is* the equivalent of building four regular blinkie kits. As always, we'll be ready to provide as much or as little assistance as you require in the workshop room, and as much time as you need.

We are not responsible for any drool pools or induced trance-like states resulting from viewing the completed blinkie.

This is a **really** big blinkie. Please allow plenty of time and patience!  
\$80





# ADVANCED SKILL LEVEL BLINKIES

## 24-LED SPHERE

Looking for something really spectacular?

Two 12-LED Circles (Intermediate skill level) can interlock, forming a *3-dimensional sphere* of 24 LEDs. This design has two buttons to select the pattern.


*\$15, upgrades available*



## 4X4 RGB MATRIX

Dwayne used the same trick used for the 12 LED Circle/24 LED RGB Sphere, designing the base of the 4x4x4 RGB Cube to be a standalone 4x4 RGB Matrix. Watch as colors wash from side to side, corner to corner, up/down, fading in and fading out. 16 RGB LEDs individually firing to create the penultimate in mesmerizing patterns.

*\$35*



## 5X7 MATRIX

This is a 1.8" by 2.95" circuit board that can be worn as a pin, with 35 single- or bi-color LEDs that will display various user-selectable patterns and text messages.

One of the special features of the 5x7 is the ability to customize the first scrolling text message.

*\$10, upgrades available*



# INSTRUCTORS & CLASS COORDINATORS

Last Name	First Name	Programming
Armstrong	Isaac	238
Baumgartner	Heidi	225, 244, OB01
Beach	Ken	246
Betts	Jason	303
Blake	Michael	224, 301
Blake	Terry	129, 225
Bowker	Stephanie	103
Childs-Helton	Barry	239
Childs-Helton	Sally	206, 239
Christensen	Ward	OB04
Coleman	Eric	217
		130, 131, 217,
Crowe	Lizzie	250, 251
DeVore	Jeanne	114, 122
Dobson	Dermot	203, 216
Doyle	Jen	235
Duffy	Jessica	119, 304
Dziadzka	Margie	201
		109, 125, 229,
Esler	Josh	OB09
Fitzgerald	Lady Cheron	220
		208, OB02,
		OB03, OB04,
Forsyth	Dwayne	OB05 OB08
France	Richard	246
Gates	Debbie	239
Gilliland	Bill	230
Golladay	Lisa	224, 301
Greenberg	Bari	245
Greenberg	Cat	227
Gross	Tonya	212, 310
Gucciard	Marnie	202
Guitar Center		101
gundo		318
Higgins	Bill	234, 301
		116, 203, 216,
Ilfersen	Dave	217, 321
Jablonski	Deborah	120, 126, 308
Jan of the Magic Fingers		106, 226
Johnson	Todd	211, 234
Kelly	Kerri-Ellen	305
King	Roxanne	207, 306
Knutson	Karl	107
Larson	Jeff	129, 225
		113, 116, 210,
		219, 231, 239,
McGuire	Seanan	314, 319, 321

Last Name	First Name	Programming
McManamon	Cathy	102, 221, 245, 318
		116, 217, 239,
McNally	Amy	247, 318, 321
Matthesen	Elise	115, 125
		110, 213, 239,
Midkiff	Jen	309
Moebius Theatre		123, 224
Nagel	Karen	218
Neerenberg	Jason	318
Nickerson	Charlotte	125
Parker	Carole	108, 315
Petersen	Bryan	101, 301
Plaxco	Jim	124
		121, 127, 209,
		215, 237, 243,
		248, 307, 312,
Price	Sharon	Y01
Richardson	Wendy	125, 222, 320
Ridley	John	111, 117
	Marusia	
Ringeisen	'Skeezix'	M03
Roper	Bill	217
Sabin	Katje	230, 242
Salaba	Steve	221
Selzer	Ronnie	205
Somdahl	Bonnie	104, 317
Spanogle	Sharon	305
Stevens	Ananda	128, 236, 249,
		208, OB02,
Sulak	Dale	OB04, OB08
Sutton	Bill	204, 303, 316
		105, 112, 204,
		223, 245, 311,
Sutton	Brenda	316
Wang	Bayley	225, 244, OB01
Wardale	John	M01, M02
Wiewel	Brooke	125, 241
Williams	Jim	240
Winsauer	Liana	228, OB06
Winsauer	Robin	OB07
		214, 228, 303,
Winsauer	Ron	321
Winsauer	Sharon	313
Workshop 88		107, 118, 240
Zdrowski	Wendy	232, 302

# FRIDAY PROGRAMMING

	Lakeshore	Barrington	Carlyle	Edwardian	Hampton	Leighton	Stanford	Other
1:30-2:45	101: Guitar Basics		102: Training for Teachers	103: \$R Soapmaking Part 1	Build Your Own Session	Y01: Freeform Creativity	104: \$R Needle-Felt a Dragon Part 1	
3:00-4:15	105: Bodhran Basics		106: Getting the Kinks Out	107: R Arduino Programming	108: Shibori Overview	Y01: Freeform Creativity	109: \$R Traditional Rug Hooking	
4:30-5:45	110: Concert: Jen Midkiff		111: 3D Printing Discussion	112: Irish Language	113: Fanfic is Awesome!	114: Making Felt Beads	115: \$R Hand-forming Silver Wire	
6:00-7:15	Dinner Break							
7:30-8:45	116: Opening Ceremonies & Ask Seanan Anything	117: 3D Printing Show & Tell	118: Hackerspaces & Makerspaces	119: \$R Loom Knitting	120: Belly Dance for Fun & Fitness	121: Storytelling	122: \$R Beginning Handspinning	
9:00-10:15	123: Moebius Theatre Show		124: Internet Strategies for Artist and Photographers	125: Bead Buyers' Snarkfest	126: Boomer Healthy Lifestyles	127: Camp Songs	128: \$ Cardmaking	129: Tesla Coils!
10:30-11:45	130: Friday Open Circle				131: Friday Music Jam			

# SATURDAY MORNING-AFTERNOON PROGRAMMING

	Lakeshore	Barrington	Carlyle	Edwardian	Hampton	Leighton	Stanford	Other
9:00-10:15	201: Dance the Flamenco	202: Dorsai Meeting (Private)	203: Electric Bike Discussion	204: R Lyric Writing Part 1	205: Yoga Basics	206: \$R Hardbound Journal Making	207: R Learn to Knit	208: \$ Free Binkies 209: Youth Swim
10:30-11:45	210: Street Pennies		211: Todd Tries Science!	212: \$R Basic Millinery Part 1	213: Music Theory Part 1		214: \$R Leather Tooling	215: Post-Swim Breakfast 216: Electric Bike Show & Tell
Noon-1:15	Lunch Break							
1:30-2:45	217: Blitzkrieg Recording	218: Psycho Yoga	219: Gender Balance, Inclusiveness, & Diversity	220: R Crochet for Left-Handers	221: Cutting a 78rpm Record	Y01: Freeform Creativity	222: \$R Chain Mail Jewelry	
3:00-4:15	223: Beyond Bodhran Basics	224: Games and Exercises for Better Improv.	225: Tesla Coil Q&A	226: \$R Spiral Beading	227: R Fiction Brainstorming	228: \$R Leatherworking for Youth	229: \$R Working with EL Wire	230: \$R Juggling 231: Velveteen Book Launch
4:30-5:45	232: Intro. to Vocal Techniques	Build Your Own Session	234: Todd & Bill Provide Endless Amusement	235: \$R Cutting T-Shirts for Fun & Fit	236: Share/Show: Cool Tools	237: Glow Costuming	238: \$R Viking Braid Jewelry	

\$ - Class fee, please see class description

R - Limited space, please register.

\$ - Upgrades available from basic kit, or prices vary

# SATURDAY EVENING PROGRAMMING

	Lakeshore	Barrington	Carlyle	Edwardian	Hampton	Leighton	Stanford
6:00-7:15	Dinner Break						
7:30-8:45	239: Concert: Seanan McGuire	240: R Arduino Programming	Build Your Own Session	241: \$R Basic Jewelry Stringing	242: \$R Basic Calligraphy & Illumination	243: Glow in the Dark Dance	244: R Tesla Coil Tweaking
9:00-10:15	245: Drum & Dance Circle	Build Your Own Session	246: Posing/Portraiture Photography	247: Elements of Scotch-Tasting*		248: Camp Songs 2	249: Paper Zoo
10:30-11:45	250: Saturday Open Circle	\$ - Class fee, please see class description R - Limited space, please register. * Discussion only			251: Saturday Music Jam		

## Mobile Programming:

M01: Balloon Sculpting

M02: Hair Braids

M03: Up n' Stitches (Embroidery)

See pages 15-20 for descriptions of:

Build Your Own Sessions

Ask Me About...

Mobile Programming

Freeform Creativity (Y01)

Open Builds.

## Open Builds: (Stanford, Workshop)

OB01: \$ Build a 10" Singing Tesla Coil

OB02: R Build a Bat House

OB03: R Build a Birdhouse

OB04: \$ Build a Blinkie

OB05: Build a Catapult

OB06: \$R Leather Sewing

OB07: \$R Painting Wargaming Miniatures

OB08: \$R Stained Glass

OB09: \$R Working with EL Wire

# SUNDAY PROGRAMMING

	Lakeshore	Barrington	Carlyle	Edwardian	Hampton	Leighton	Stanford	Other
9:00-10:15	301: Ukulele Summit	302: R Machine Sewing	303: Creative Spirits	304: \$R Youth Knitting	305: Renaissance Dance	Y01: Freeform Creativity	306: \$R Basic Cross-Stitch	307: Outdoor Play
10:30-11:45	308: R Raks Assaya Dance		309: Music Theory Part 2	310: R Basic Millinery Part 2	311: Even More Irish Language	312: Youth Drum Making	313: R Lace Knitting	
Noon-1:15	314: Disney Didn't Start the Fire	315: Shibori Techniques Workshop	316: Lyric Writing Part 2			Y01: Freeform Creativity	317: \$R Needle-Felt a Dragon Part 2	
1:30-2:45	318: Concert: Cathy McManamon		319: Working Through the World			Y01: Freeform Creativity	320: R Dollhouse African Violets	
3:00-4:15	321: Closing Ceremonies/Feedback							

\$ - Class fee, please see class description

R - Limited space, please register.

\$ - Upgrades available from basic kit, or prices vary



# WINDYCON 40

## GUESTS:

Author: Jim C. Hines

Artist: Pete Abrams

Filk: Michael Longcor (Moonwulf)

Fan: Bruce Schneier & Karen Cooper

Costuming: Fyberdyne Laboratories

Science: Steve Collins

# WE'RE GOING TO NEED THE BIG TENT

## TO HOLD ALL THE FUN!

Masquerade  
Art Show  
Con Suite  
Dealers  
Filk

Anime  
Dance  
Concerts  
Gaming  
Panels

November 8-10, 2013, at the Westin in Lombard, IL. [www.WindyCon.org](http://www.WindyCon.org)

# MUSECON

## OUR MUSES

### KEEP ON ROLLIN'!



With our Guest of Honor

# JOAN OF DARK

Self-Described

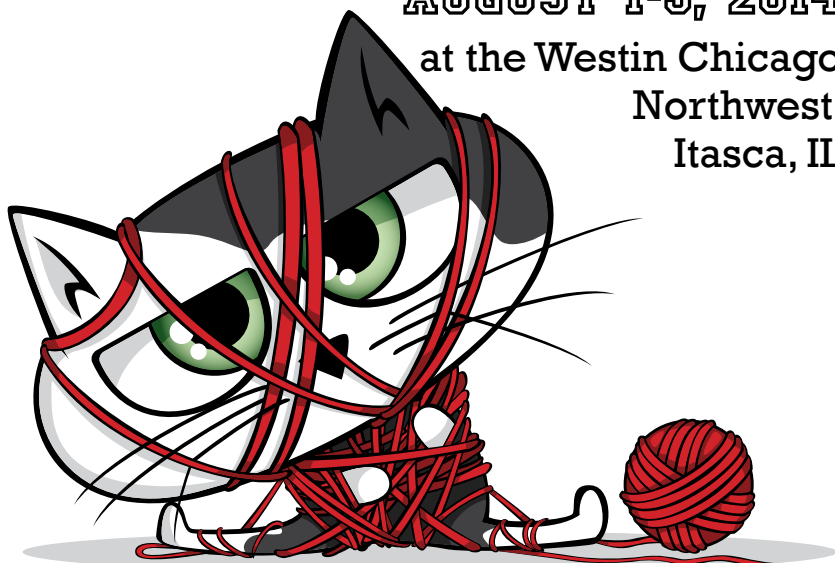
Roller Derby Loving Knitting Nerd!

**AUGUST 1-3, 2014**

at the Westin Chicago

Northwest,

Itasca, IL



# WWW.MUSECON.ORG