

MUSECON 2



2012

Starring

GREG TAYLOR



Introduction

Most kids create an imaginary world where they have friends nobody else can see and which allows them to be firefighters or astronauts or whatever strikes their fancy. We were all kids like that and, as we grew, we found the worlds of science fiction, fantasy, media, music, art and other interests that allowed us to escape from the mundane world.

Within the fannish community, we've found folks who have similar interests.

This society of accepting, like-minded people allows us to *create* and *educate*. Whether it's science, writing, art, music or even new ideas of what family and religion mean, fandom is a pretty creative bunch.

MuseCon is a place to explore that creativity and learn from each other. You don't have to be an expert—all you need is a willingness to try. Come and play with us!

MuseCon is a 501(c)(3) tax-exempt organization. Donations to MuseCon are tax-deductible, and greatly appreciated.

Table of Contents

Introduction	1	Saturday AM	22-24 & 29
Volunteering	3	Saturday PM	29-37
<i>MuseCon Departments</i>		Sunday	38-43
Registration	4	Mobile Programming	44
Hospitality	4	Ongoing Programming	45
Staff	6	Unstructured	
Operations	8	Youth Programs	45
Security & Safety	8	Blinkies	47-51
Kids & Teens	9	<i>Instructors &</i>	
<i>Guests</i>		<i>Class Coordinators</i>	
Gregg Taylor	10	Inside Back Cover	
Clarissa Der Nederlanden	12	<i>Hotel Map</i>	
Loren Damewood	12	Inside Back Cover	
<i>Programming</i>		<i>Advertisers</i>	
Schedule Grid	25-28	MuseCon 2012: Back cover	
Icon Guide	13	CapriCon: Inside front cover	
Friday	14-21	WindyCon: page 2	
		DucKon: page 5	
		Chambanacan: page 7	



Volunteering

Be a Part of MuseCon!

Do you want to:

- Teach a class?
- Participate on a panel?
- Keep attendees fed?
- Herd cats?
- Throw parties?
- Organize panels and classes?

We're pulling ourselves up by our own bootstraps, so there's plenty of room to help in all these ways and more.

For general questions or to be added to the Programming and/or the general planning (Convention Committee) e-mail lists, drop a note to our Convention Chair, Ron Winsauer, at:

apollo@musecon.org.

As part of Closing Ceremonies (3:00-4:15 pm Sunday in the Lakeshore ballroom) we will have a feedback session to listen to your suggestions for next year.

You're always welcome to drop in on one of our meetings. Please check our website, www.MuseCon.org, for the meeting schedule.

Gophers

Want to help out with the convention, but not sure how much time you can give? Maybe being a gopher is the answer!

Gopher shifts are generally an hour long, but we'll be happy to have your help for however much time you have. Gophering includes all the little jobs that crop up during the convention, anything from lending a hand in the hospitality suite to getting copies made.

If you'd like to lend a hand (or is that paw?), contact Operations.

Copyright

MuseCon wordmark and Muse-logo courtesy of J.D. Illiad Frazer

Photographs on pages 10 and 12 copyright Gregg Taylor, used with permission. Cover art created with permission.

All other content Copyright 2013 MuseCon, Inc. All rights reserved.

MuseCon supports the intellectual property rights of our contributors, and we are grateful for the use of their work.

Registration

Your badge remains the property of MuseCon and can be revoked at any time.

Attendees violating convention or hotel rules or engaging in illegal behavior will have their membership revoked and be asked to surrender their badge and leave the convention. No refunds will be granted.

Your badge is granted for the exclusive use of the person named on the membership and cannot be transferred once issued.

A membership can be transferred to another person prior to issuing the badge; please contact Registration. Proof of identity will be required to transfer a badge.

Registration Hours

Friday: 1:00 pm – 6:00 pm

Saturday: 9:00 am – 4:00 pm

Sunday: 10:00 am – Noon
(for MuseCon 3 only)

Outside of Registration hours, please
contact Operations at:
312-945-MUSE (312-945-6873)

Hospitality

MuseCon Munchies

If you're tired and hungry or thirsty, MuseCon Munchies, room 304, is the place to be! We've got food and drinks, as well as space to relax and chat.

Hot food buffets will be available for several meals; menus and times will be posted in and around MuseCon Munchies. Quantities are limited, so plan accordingly!

Snacks and drinks will be available during the following hours:

Friday: 2:45 pm – 8:00 pm

Saturday: 8:30 am – 10:00 pm

Sunday: 8:30 am–2:00 pm

In addition, the suite will remain open until midnight Friday and Saturday nights for socialization.

Hotel Breakfast Buffet

The Westin offers a breakfast buffet in the Atrium Lounge Saturday and Sunday: 7:00am – 11:00am.

At press time the breakfast buffet price was \$15.95. Price subject to change; please check with the hotel.



Staff

Executive Board

Wendy Richardson
Dale Sulak
Betsey Langan
Ron Winsauer
Dwayne Forsyth

Convention Chair

Convention Chair:

Ron Winsauer

Vice Chair:

David Ifversen

Treasury

Dale Sulak

Technical Services

Network Administration:

Dave Ifversen

Web Administration:

Wendy Richardson

Audio, Visual, & Lighting:

Dave Ifversen

Public Relations

Guest of Honor Liaison:

Dale Sulak

Hotel Liaison:

Pete Richardson

Publications & Signage:

Liana Winsauer

Logistics

Robin Winsauer
Erik Michelsen
Isaac Armstrong
Josh Esler

Member Services

Operations, Security & Gophers:

Penelope Skrzynski
Isaac Armstrong

Hospitality Suite:

Karen Edwards
Kathy Horning
James Fulkerson
Robert Little
Jessica Rich

Registration:

Betsey Langan
Rachel Tucker

Vendors:

Kerry Kuhn

Programming

Chair:

Xap Esler

Minions:

Rachel Esler
Karen Barnes
Rachel Smith

Blinkies, Tech, & Science:

Dale Sulak
Dwayne Forsyth
Ward Christensen

Music:

Lizzie Crowe

Textile & Fiber Arts:

Alyse Middleton

Youth Programming:

Sharon Price

Instructors & Class Coordinators

Please see the alphabetical list on
page 52 (includes class numbers)



The Longest Running Relaxacon* in the Midwest

ChamBanaCon 42

November 23 – 25, 2012

Holiday Inn and Convention Center

1001 Killarney Street

Urbana, Illinois 61801-1036

(Rooms: \$90/night – Room block cut off November 14, 2011)

GoH: Tanya Huff

Fan GoH: Doc and Anne Passavoy

Toastmaster: Michael Longcor

Visit our website at www.chambanacon.org for more info!

* SMOFing, Sleeping, SMOFing, Eating, SMOFing, Filking, SMOFing, Relaxing, and – did we mention: SMOFing!

Operations

MuseCon Operations is here to help you with whatever it is you need. Our official space is at Registration, but we'll probably spend most of our time roving around. Just look for the mylar balloon and you'll have found us. After Registration hours, or if you can't find the balloon, please call:

312-945-MUSE
(312-945-6873)

Security & Safety

1. In the event of fire, medical emergency, or other critical situation, please call 911; do not wait for convention staff.
2. Anything illegal outside the convention is illegal inside the convention.
3. Convention membership does not exempt you from complying with hotel rules.
4. Serving alcohol to anyone under the age of 21 will result in immediate revocation of convention membership, and local law enforcement *will* be summoned.
5. This is a family-friendly convention: keep your clothing, costumes, and public behavior within PG standards.
6. Don't be a jerk: practice all the good-behavior skills we learned in grade school.
7. Any item used as a weapon or in a threatening manner will be treated as a weapon and will be confiscated.
8. No real or realistic firearms are permitted. Projectiles, regardless of material or motive force, are prohibited. All other weapons must be peace-bonded and may not be drawn in public areas. If there is a question on the definition of "realistic," please contact Operations for a ruling.
9. If you are required to carry a firearm or other weapon by law or employment policy, please contact Operations at 312-945-6873 immediately upon registering to present your credentials.
10. Play nice with others. This includes respecting personal space, both physical and emotional: "No" means No; if you're asked to back off, do so. Don't touch without asking and receiving permission. If you feel you are being harassed, please contact Operations to report the incident(s).
11. Respect others' possessions. Ask before touching, and put it back where you found it.

Security & Safety

12. Please supervise (or provide supervision for) your children. Although MuseCon is family-friendly, classes and workshops may include the use of sharp or otherwise dangerous tools and materials, and some activities may not be appropriate for participation by all ages.
13. Children are not miniature adults, and their behavior can surprise even their parents; please be understanding. Parents and caretakers, please be considerate of the effect of children's behavior on others.
14. These policies are not intended to be an exhaustive list. Please use common sense and good manners!

Kids & Teens

MuseCon's aim is to be a very interactive convention, and we want to extend this approach to our young participants. Although much of our programming is kid-friendly, we need your help in creating an event that can appeal to all ages.

As a new convention, we don't have the resources to offer full childcare, but we also understand that parents want to take part in convention activities. We are therefore asking your help in creating solutions so that both parents and children can enjoy MuseCon.

We've had a variety of ideas already, including providing toys and an area for kids to play, and helping parents set up a cooperative to share child-watching. All of these are good ideas, and we'd like your input to help us decide the best choice(s) and make it happen.

Children are welcome at any activity you think they're capable of (unless otherwise noted). In addition, kids are welcome to accompany adults and listen or quietly occupy themselves, even if they aren't actively participating.

Gregg Taylor

Guest of Honour



Gregg Taylor is best known as the founder of Decoder Ring Theatre, a Toronto-based theatre and audio production company. But that description only scratches the surface - in addition to founding the group (and hosting their recording sessions in his home, often referred to as the Decoder Ring Mansion), Gregg performs, writes, and directs. He is the creator and copyright holder of their flagship shows, *The Red Panda Adventures*, in which he voices the titular character, and *Black Jack Justice*, voicing police lieutenant Victor Sabian.

Not content to pay homage to the golden age of radio, Gregg has given it a twist and updated it for today's podcast age, enthralling listeners around the globe. In the tradition of the pulps of old he has created stories that feature crime busting exploits, hard-boiled detectives, and all manner of entertainment.

Refusing to be limited to a single medium, his original works for the stage include *Black Jack Justice*, which was the basis for the audio show of the same name, *Prometheus Unplugged*, and *Me and the Boys and Our 50* (with Steven Gauci); and he currently has four novels in print.

Gregg Taylor

Called "the underappreciated genius of Decoder Ring Theatre" by SF-Faudio's Jesse Willis for the quality and scope of his creation, Gregg's accomplishments amaze many. As Jesse noted in April of 2011:

"(Gregg) is a writer of genuine of superbness on the level of J. Michael Straczynsky and Rod Serling; but unlike Straczynsky who wrote 92 of the 110 of the episodes of Babylon Five, and unlike Serling who wrote 92 of 156 episodes of the twilight zone, Taylor has written 48 out of 48 episodes of Black Jack Justice and 82 out of 82 episodes of Red Panda Adventures. I don't think there is any kind of precedence for this in the history in scripted drama, not on work of this quality or superfluity.

"Battle Star Galactica, the recent TV series, ran 73 episodes. Writing credits for that show go to more than a dozen different writers. People think that Joss Whedon wrote Firefly. He did, but he didn't do it alone. He wrote or co-wrote maybe only half the episodes of that short series. I've said it before and I'll say it again:

nobody is doing anything like what Gregg Taylor is doing with scripted series, and I'm not sure anybody has, not on radio or TV. Taylor has, unbelievably, released a full cast production episode of both of his full cast series' every two weeks, fall to the spring, every year, since 2005. That's a stunning, stunning achievement."

An achievement for which Gregg has collected multiple nominations and awards, including the Parsec Award and the People's Choice Podcast Award (both for Audio Drama).

To cap it off, all this is just in the "spare" time he has while raising their two children with his wife, and our Special Guest, Clarissa Der Nederlanden Taylor!

To learn more about Decoder Ring Theatre's audio drama podcasts and Gregg's novels featuring the Red Panda and Black Jack Justice, please visit:

<http://www.decoderringtheatre.com/>

Jesse Willis quote used with permission.

The entire article can be found at:

<http://www.sffaudio.com/?p=28896>

Special Guests

Clarissa Der Nederlanden



Clarissa Der Nederlanden-Taylor is a talented voice actress, best known to Decoder Ring Theatre's *The Red Panda Adventures* fans as the voice of the Red Panda's stalwart sidekick, chauffeur, and wife, The Flying Squirrel. Clarissa also appears in *Black Jack Justice* as Alice, the wife of

Freddy "The Finger"; as well as other supporting characters.

Clarissa resembles The Flying Squirrel in several ways, including being the wife of Gregg Taylor, and doing the driving for the family.

Unfortunately, unlike the Squirrel, Clarissa can't fly. She also is credited with inspiring episode 19 of *The Red Panda Adventures*, *The Sweet Tooth*, after introducing Gregg to a neighborhood gourmet chocolate shop.

Clarissa and Gregg have two children, sometimes referred to as The Panda-lings, who are also attending MuseCon.

Loren Damewood

Loren Damewood has spent most of his life tying knots. The fascination began with knots his older brother learned in the Navy. While many people would see only string, Loren saw beauty as well. Growing up, he was surrounded by people who constantly made things – tools, decorations – whatever was needed, with whatever was at hand. So it was no surprise that Loren used his knot work as decoration.

The road from fancy knot work in string and rope to the unique jewelry he makes today was not a short one. His first attempts at rings went slowly as he taught himself about working with wire. Loren frequently makes his own tools from chopsticks and coat hangers and even draws his own wire. Loren not only has mastered the art of knotwork in wire, he still works in string and cord, and teaches the creation of intricate knotwork in both fiber and wire.

Programming

What do the icons mean?

Music and music-related programming.	Music	
Acting, dancing, and other performing arts that aren't strictly musical.	Performing Arts	
Why yes, some programs could get more than one icon! We've picked one for each item.	Writing	
Tinkering (mostly) with things that blink and go "beep".	Blinkies & Electronics	
Fire and high voltage, oh my! Includes safety seminars.	Dangerous Fun	
2-D and 3-D arts of various kinds, including computerized creativity.	Visual Arts	
At heart, many of us are nerds, and we can't have a convention without science.	Science	
String, hooks, and needles, and the things we make with them.	Knitting & Crochet	
Fabric, weaving, spinning, and all those other wonderful stringy hobbies!	Fiber Arts	
Yes, lots of the other categories are hands-on, too. But we like this icon.	Building & Making	
Activities especially for the kids and the kids-at-heart!	Youth Programs	

Programming

Some classes are limited in size or have limited materials available, and may include a fee. Fees are set by instructors. We have noted these classes; please sign up at the Registration desk.

Please take a few moments to let us know how things went! Survey forms are available in each classroom, at our main Operations desk, and through the link on our website. Completed paper forms should be placed into the boxes located at the back of the Lakeshore Ballroom or Operations.

Friday, 1:30 - 2:45 pm



101

Filk 101 *Lakeshore*

Welcome to the subgenre of science fiction and fantasy fandom known as Filk. So what is Filk? That's a very good question! Sit back and enjoy one of the stranger forms of music on this planet.

Lizzie Crowe



102

How to Build an Electric Bike *Carlyle*

In these days of insanely high gas prices, why not consider the increasingly popular electric bike for short- to medium-range personal travel? This is an outline tutorial on how to take a standard bicycle and upgrade it to an electrically-assisted bike that takes all the sweat out of riding up hills and into the wind. For the less technically inclined, there will also be some guidance on what to look for in a commercial electric bike.

Dermot Dobson



103

Hair Braids – Fancy, Renaissance, & Exotic Stylings *Hampton*

Learn to do ropes, 4-strand “round” braids, classic 3-strand French and 3-strand Dutch (aka inverted-French or underhand) as well as a Crown braid (technically a horizontal modified 3-strand French braid) and other advanced braids like 5 and 7-strand fingering techniques, shapes like hearts, spirals and a pullup-weave. Session will be tailored to the desires and abilities of the audience.

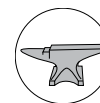
John Wardale

Friday, 1:30 - 2:45 pm

We have all the parts needed to create a simple cedar birdhouse. Although only about 85 of the hundreds of North American bird species nest in cavities, there is so much competition for natural holes that man-made nest boxes are appreciated by many of them and are an important conservation tool.

Dwayne Forsyth

Build a Birdhouse
Stanford/Tech
Limited class size



104

Friday, 3:00 - 4:15 pm

Ever wondered why some notes work together and some don't? Ever wanted to know how to tell the difference? Here's where you can start! A beginning understanding of the basic theory as well as a good place to refresh your knowledge and ask questions.

Jen Midkiff

Music Theory Workshop
Lakeshore
Limited class size



105

With tools like podcasting and self-publishing, it's never been easier to cut out the middleman, create your own quality finished product, and bring it to the marketplace. But how do you make it happen, and how do you make anyone notice it once you do? There is no single right way to do it, and anyone who says they have a magic formula is a fraud. But Gregg Taylor, creator of the Decoder Ring Theatre audio drama podcasts *Black Jack Justice* and *The Red Panda Adventures* and author of novels based on both series can tell you a little bit about how things have worked for him, offer ideas, and answer questions about how to make things happen for yourself.

Gregg Taylor

Tell Your Story! Doing it Yourself in the Digital World
Carlyle



106

Mix old tech with new – watch a blank piece of vinyl turn into a musical treasure in this live demonstration. Steve will show you how to cut a 78 from an iPod, and possibly even do a live recording, subject to musician availability.

Steve Salaba

Cutting a 78 rpm Record
Edwardian



107

Friday, 3:00 - 4:15 pm



108

Introduction to Flamenco *Hampton*

Class will start with an explanation and demonstration of Spanish Dance and castanets and then continue with basic instruction in Flamenco dance techniques and rhythms.

Wear loose-fitting clothing and shoes that fit securely.

Margie Dziadzka



109

Silver Wire Bracelets *Stanford/Fiber* \$50 fee, very limited class size

A hands-on workshop to introduce the student to the principles of tying complex two-dimensional knots in precious wire, resulting in a silver bracelet you can wear with pride. Fee includes silver wire as well as tool loan.

Note: we cannot guarantee that at-the-door registration will be available for this class.

Loren Damewood

Friday, 4:30 - 5:45 pm



110

Drum Workshop *Lakeshore*

Djembe, bodhran, maracas.... But what can they do? Come learn about the different styles and voices of many different percussion instruments. Bring your own drum or borrow one of ours for technique help as well as learning tips and tricks.

Bari Greenberg, Debbie Gates, Lizzie Crowe



111

f-Stop, Shutter Speed, & Focal Length - Better Photography With Your Old School Film Camera

Edwardian
Limited class size

We will try to demystify the working of the film camera. Are you confused by all the settings on your camera? Are you frustrated by your images always being blurry, out of focus or too dark/light to see? Learn how f-stop and shutter speed affect the exposure and can also affect the sharpness of the image.

Please bring your camera so that you can get hands-on experience with your own equipment. Fresh film & batteries recommended.

Cowell Cutman

Friday, 3:00 - 4:15 pm

According to researchers, negative stereotypes about aging can actually shorten your life! What are some of the stereotypes we are working to eliminate? Among topics to be covered:

What is different about this latest group of over-62s? retirement, healthcare, image, sexuality, and age appropriate activities.

Although these topics are particularly relevant to Boomers, they are also relevant to *any* age group. Join us as we creatively explore (and hopefully lengthen) our future.

Deborah Jablonski of MU SE Chicago

We're having a drum-making workshop for our youth, followed by a rhythm band/dance jam. Join us!

Sharon Price

Learn to create jewelry starting from just little rings. We will use the European 4-in-1 weave to make a basic bracelet using commercially-available aluminum and rubber rings. Kits will be available in several different colors. Some sets of pliers will be available for loan during the class, but if you have your own smooth flat- or chain-nose pliers, bring 'em along.

Wendy Richardson

Crazy Quilt can be whatever you want it to be, from patches on your jeans to a sumptuous feast for eyes and fingers designed to cover your favorite guitar, a pillow, or a whole bed. Bring something you want to decorate or just come have fun. (If you want a new accessory to match a particular outfit, feel free to bring it along so we can try to match or complement the colors.)

Skill Level Required: Adequate hand-eye coordination. Really. If you can get a button to stay on, you're good.

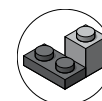
Deirdre Murphy

Changing the Face of Aging *Hampton*



112

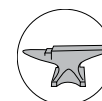
Youth Drum Making *Leighton*



113

Chain Mail Jewelry *Stanford/Tech*

\$5 kit fee
Limited class size



114

Crazy Quilt for Chaos Filkers and Other Eccentric Folk

Stanford/Fiber
\$10 materials fee
Limited class size



115

Friday, 7:30 - 8:45 pm



116

Opening Ceremonies *Lakeshore*

Welcome to MuseCon! Come watch Ron, our Chair, babble and make a fool of himself while our staff and Guests of Honor heckle and do other Amusing Things!

Ron Winsauer, Staff, Guests



117

Show & Tell *Lakeshore*

Entrants limited

Immediately following Opening Ceremonies

You will have two minutes on stage to show something you have made. Tell us a little about the technique, the materials, the artistic choices, or whatever. Any medium is fair game — sing a verse of a song you wrote, show off your fiber or metal or wood creation, display a painting, wear your costuming work, etc. If you wish, you may submit up to 5 photographs of your work to be projected behind you while you speak; check with Programming Operations, on the second floor, for entry details.

Rachel Tucker



118

Soapmaking 101 *Carlyle*

\$8 materials fee
Limited class size

Making your own cold-process soap is easy, fun, and creative. If you can cook, you can make soap. In this class we will learn the basics of soapmaking history, chemistry and safety. We will create a custom scent using essential oils; then we will make a batch of soap in class. At the end of the weekend, everyone will be able to take home a bar of it for themselves.

Allergy note: We will be using coconut and olive oils, a variety of plant-extracted essential oils, and mineral pigments. This class is not suitable for people with scent sensitivities. Our soap will be vegan, and free of petroleum products.

Age 12 and above please.

Stephanie Bowker

Friday, 7:30 - 8:45 pm

Bill and Brenda Sutton teach lyric writing techniques to develop structure, scansion, internal and external rhymes, cadence, and active word choice. Working from a common brainstormed theme and word list, participants leave with tools and direction to complete the assignment: create lyrics for a basic three-verse and chorus song. Some previous musical experience helpful.

Bill & Brenda Sutton

Build believable fairy wings out of clothes hangers, nylons, glitter, gems, and a hot glue gun. For all ages, but children may require assistance with hot glue.

Manda Decker

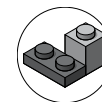
Lyric Writing I *Hampton*

Limited class size



119

Fairy Tale Wings *Leighton*



120

Friday, 9:00 - 10:15 pm

Come learn to dabke! A line dance, dabke is widely performed at weddings and joyous occasions. It emphasizes unity and fun, playfulness and joy! This dance is done together, all ages and skills. Prepare to laugh and enjoy line dancing with an Arabic flavor!

Deborah Jablonski of MU SE Chicago

Join artist Jim Plaxco as he covers a broad array of issues facing the artist or photographer who is looking to either create their initial presence on the internet or to improve their existing presence.

Topics covered include planning your online strategy, identifying a web site solution, blogging for your art, strategies and alternatives for online selling, using social media to promote yourself, using SEO (search engine optimization) to improve your search engine ranking, options for email marketing, advertising online, and understanding web analytics.

Jim Plaxco

Dabke (Arab folk dance) *Lakeshore*



121

Building an Online Presence: The Internet for Artists and Photographers *Carlyle*



122

Friday, 9:00 - 10:15 pm



123

Making the most of LEGO™

Edwardian

\$15 brick fee

Limited class space

Most everyone has had a chance to build with LEGO™ brick over the years...but there's more to do than just stacking one brick on top of another. Join LEGO™-enthusiast Chris Doyle in this hands-on workshop as we apply advanced building techniques in the creation of your very own Mini MuseCon Mascot!

Chris Doyle



124

Creative Cover Art: Contortionists Preferred

Hampton

Many of the female poses seen in cover art reflect some extremely...creative views about the abilities of the human body. While author Jim C. Hines, artist Kate Beaton, and several others have written about this somewhat puzzling (and often frustrating) trend, we're going to put words into action! Watch as our panelists attempt to duplicate some of the impossible illustrations found on shelves these days (hopefully without causing any permanent damage!)

Josh Esler, Rachel Smith, Becky Trombly-Freytag, Michael Pereckas, Erik Michelsen



125

Leather Sewing Basics

Stanford/Tech

Fee varies by kit

Limited class size

Learn the basics of hand-sewing leather by making your own key fob, or take on a larger project. We have four projects this year: two key fobs (small is free, \$1.50 for large fob), a paperback book cover (\$7.50), and a small belt pouch (\$12). Optional fancy decorations for either key fob will be available for purchase during class (\$4.00-\$7.00).

As various sharp and pointy tools will be used, participants should be age 10 and up. All four projects are suitable for beginners, but the book cover and belt pouch will likely require completion outside of class.

Liana & Ron Winsauer

Friday, 9:00 - 10:15 pm

Tesla coils – those science-fictional devices that throw lightning bolts! Lightning bolts that can be used in very creative and artistic ways which are absolutely awe-inspiring! We have one and we're not afraid to use it – come and see what we do!

Note: If the weather doesn't cooperate we'll try again on Saturday night at 9:00.

Jeff Larson

Tesla Coils! Parking Lot



126

Friday, 10:30 pm - dawn?

Come one, come all, whether you sing, play an instrument, or just want to listen to the wonderful music. At times we'll be jamming, at times we'll all be listening to a wonderful number. A bit of filk, a bit of folk, a bit of rock...all are welcome here. Whether it's your first time, or you're an old hand, come and participate.

Lizzie Crowe, and YOU!

Pull up a chair and add your own flavor to the mix. The room is set aside for anyone to come in and join the jam session. This space is not meant for pre-existing songs (which we'd love to hear in the Open Circle!), more for the love of free-form group interplay.

Come on in, the groove is fine!
YOU!

Friday Open Circle Lakeshore



127

Friday Music Jam Hampton



128

Saturday, 9:00 - 10:15 am



201

Introduction to Taoist Tai Chi™ *Lakeshore*

This class will give a basic introduction to the 108 move set that was developed by Master Moy Lin-shin. This taoist art form had been developed to improve health, balance and well being, not as a martial art. We suggest wearing loose fitting clothes and tennis shoes.
Cowell Cutman



202

Build a Washtub Bass *Carlyle* \$40 materials fee, or BYO parts

All you folks out there with a little rhythm and no other perceptible musical talent need to come to this panel! You'll construct and learn how to play your very own weapon of mass distraction. Guaranteed to totally tick off any real musician in the room, this construct generates wonderful, booming notes (some of them even on key!), requires no tuning and can be constructed for peanuts. Check near Registration for a materials list, or to purchase a kit.

Note: Older children *must* have appropriate adult supervision (one kid, one responsible adult). Not suitable for children too young to deal with sharp edges and power tools.

Bob Passovoy



203

Lyric Writing II *Hampton* Follow-up to Lyric Writing I Limited class size

Participants from Lyric Writing I read their lyrics aloud, receiving gentle guidance and techniques to edit and polish their work into a stronger song.
Bill & Brenda Sutton



204

Hardbound Journal Making *Leighton* 9:00 - 11:45 am \$20 materials fee Limited class size

In this 3-hour workshop you will make a hard-backed journal or blank book. You'll learn to make a book with inexpensive, easy-to-find materials and hand tools, no special book presses or other binding equipment needed. You'll take home complete directions and a supply list. Supplies are included in the workshop price, and we'll have plenty of tools and supplies, but you're welcome to bring your own (check near Registration for a list). We'll need every minute, so don't be late!
Sally Childs-Helton

Saturday, 9:00 - 10:15 am

What's a Blinkie, you ask? Why, those cool badges made of circuit boards and LEDs. Never built one before? Don't fear, the blinkie wizards of General Technics are ready to help you build a blinkie – for free! Additional blinkie kits are available for upgrade; see the descriptions on the blinkie pages.
Our Blinkie Overlords

Light up your clothing with LEDs – no soldering required. Using basic sewing skills we will decorate any item of clothing you bring with LEDs.
Alyse Middleton

Time to throw the kids in the pool!
Big kids welcome, too.

No lifeguard on duty!
You must provide supervision for your kids!
Sharon Price



205

Free Blinkies *Stanford/Tech* 9:00 - 11:45 am



206

Etetextiles *Stanford/Fiber* \$25 materials fee Limited class size



207

Youth Swim *Pool*

Saturday, 10:30 - 11:45 am

Come and learn about instruments such as the cuatro, bouzouki, mandolin, & banjo – tips and tricks, differences, voices, and basics.
Andy Anda, Eric Coleman

What are Megapixels? Do I want lots of them? What does ISO mean? Focal Length? HELP! I'm so confused! Don't panic, in this panel we'll discuss basic digital photography equipment and the vocabulary you need to make sense of it all.
Ron Winsauer



208

Alternative Strung Instruments *Lakeshore*



209

Digital Photo Terminology & Equipment *Carlyle*

Saturday, 10:30 - 11:45 am

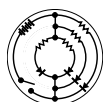


210

Stained Glass
Edwardian
Fee based on kit
Limited class size

Oooh – shiny and colorful! And, as a bonus, requires molten metal to build! You get a kit with pre-cut glass, copper foil, brass wire, and lead-free solder. We'll start with a short class to get you going, and provide then as much (or as little) help as desired. There are two most excellent kits to choose from, a rainbow heart and a bevelled sun-catcher.

Dale Sulak



211

3D Printing Discussion
Hampton

Join us to learn about 3D printers. This panel will have a number of 3D printer owners talking about the current state of 3D printing, and how to get started building and using your own 3D printer, such as the RepRap Mendel and Prusa models, the MakerBot, and the amazing resource that is Thingiverse. We'll also have a 3D Printing Show-n-Tell outside Stanford after lunch.

Dwayne Forsyth, James Brown, Michael Wren



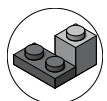
212

Beginning Handspinning: Make Your Own Yarn!
Stanford/ Fiber
Limited class size

If knitting's too normal for you, try hand-spinning. This class will give students an introduction to creating yarn. Students will learn about fiber, drafting, twist and plying, see a spinning wheel at work, and get hands-on practice with their own handspindle and fiber. Spindles and fiber will be provided, but if you have your own spindle, feel free to bring it.

Ages 8 & up (or with prior consent from instructor).

Jeanne DeVore



213

Post-Swim Breakfast Gathering
Hospitality Suite

Now that the kids have gotten their early-morning exercise in the pool, it's time for breakfast! We'll gather together in the Hospitality Suite to eat.

Sharon Price

Friday Programming

	<i>Cakeshore</i>	<i>Carlisle</i>	<i>Edwardian</i>	<i>Hampton</i>	<i>Leighton</i>	<i>Stanford</i>	<i>Other</i>
1:30 - 2:45	101: Folk 101	102: Build an Electric Bike	901: Build Your Own Class	103: Hair Braiding	910: Freeform Creativity	104: R Build a Birdhouse	902: Fiber Zoo
3:00 - 4:15	105: R Music Theory Workshop	106: DIY in the Digital World	107: Cutting a 78 rpm Record	108: Intro to Flamenco	910: Freeform Creativity	903: Open Workshop	109: \$R Silver Wire Bracelets
4:30 - 5:45	110: Drum Workshop	901: Build Your Own Class	111: R Film Photography	112: Changing the Face of Aging	113: Youth Drum Making	114: \$R Chain Mail Jewelry	115: \$R Crazy Quilt
6:00 - 7:15	<i>Dinner Break</i>						
7:30 - 8:45	116: Opening Ceremonies 117: R Show & Tell	118: \$R Soapmaking 101	901: Build Your Own Class	119: R Lyric Writing I	120: Fairy Tale Wings	903: Open Workshop	902: Fiber Zoo
9:00 - 10:15	121: Dabke (Arab Folk Dance)	122: Building an Online Presence	123: \$R Making the Most of Lego™	124: Creative Cover Art	910: Freeform Creativity	125: \$R Leather Sewing Basics	126: Tesla Coils!
10:30 - 11:45	127: Open Circle			128: Music Jam			

\$ - Class fee, please see class description R - Limited space, please register. \$ - Upgrades available from free blinkie, prices vary

Saturday Programming

	<i>Lakeshore</i>	<i>Carlyle</i>	<i>Edwardian</i>	<i>Hampton</i>	<i>Leighton</i>	<i>Stanford</i>		<i>Other Areas</i>
<i>9:00 - 10:15</i>	201: Intro to Taoist Tai Chi™	202: \$ Build a Washtub Bass	901: Build Your Own Class	203: R Lyric Writing II	204: \$R Hardbound Journal Making	205: \$ Free Blinkies	206: \$R Etextiles	207: Youth Swim
<i>10:30 - 11:45</i>	208: Alternative String Instruments	209: Digital Photography	210: \$R Stained Glass	211: 3D Printing Discussion			212: R Beginning Handspinning	<div>213: Post-Swim Breakfast</div> <div>214: Private Music Theory Sessions</div>
<i>Noon - 1:15</i>	<i>Lunch Break</i>							
<i>1:30 - 2:45</i>	215: Performance Improv Games	216: Corset Making 101	217: R Beginning Vocal Workshop	218: Swing Dance	219: Glow Costuming	220: \$R Viking Braid Jewelry	221: Conquering Knit Cables	222: 3D Printing Show & Tell
<i>3:00 - 4:15</i>	223: Concert Sound: Non-Standard Instruments	224: <i>Processing</i> for Artists/ Photographers	225: Intro to Leatherworking	226: Ukelele Summit	227: Simple Weaving	228: \$R Painting Wargaming Miniatures	229: \$R Needle-Felt a Feline	<div>230: Outdoor Play</div> <div>231: Private Beginning Vocal Sessions</div>
<i>4:30 - 5:45</i>	232: Wax Chaotic Concert	233: Cooking Like an Anarchist	234: \$R Basic Jewelry Stringing	235: Kaboom!	236: Glow-in-the- Dark Dance	237: Arduino for Beginners	238: \$R Steampunk Crazy Quilt	
<i>6:00 - 7:15</i>	<i>Dinner Break</i>							
<i>7:30 - 8:45</i>	239: Unleash Your In- ner Radio Hero!	240: \$ You Can Juggle!	901: Build Your Own Class	241: Basic Belly Dance	910: Freeform Creativity	242: \$R Build an Instrument	902: Fiber Zoo	243: \$R Harp Private Sessions
<i>9:00 - 10:15</i>	244: <i>Rocky Horror</i> Sing-Along	901: Build Your Own Class	901: Build Your Own Class	901: Build Your Own Class	910: Freeform Creativity	903: Open Workshop	902: Fiber Zoo	126: Tesla Coils! (weather date)
<i>10:30 - 11:45</i>	245: Open Circle			246: Music Jam				

Key

\$ - Class fee, please see class description

R - Limited space, please register.

\$ - Upgrades available from free blinkie, prices vary

Hospitality Suite, Room 304

Friday: 2:45 pm – 8:00 pm

Saturday: 8:30 am – 10:00 pm

Sunday: 8:30 am–2:00 pm

Hotel Breakfast Buffet

Atrium Lounge

Saturday: 7:00 am – 11:00 am

Sunday: 7:00 am–11:00 am

Mobile Programming

M01: Nail Marbling

M02: Origami Puppets

M03: Rope Bracelets

M04: Starburst Bracelets

Saturday, 10:30 - 11:45 am

30 Minutes one-on-one with Jen Midkiff. All levels are welcome, from the barest beginner to the aspiring novice to the experienced scholar looking for tips and tricks.

Jen Midkiff

Music Theory Private Sessions

3rd Floor

\$25 fee

Registration
required



214

Saturday, 1:30 - 2:45 pm

You know those workshops where you unleash your inner creativity in a supportive and nurturing new-age environment? Yeah, you know us better than that. We're talking cheap laughs and proud of it! Come play the games that bring the funny onstage at The Second City and make for a silly time at MuseCon with Moebius Theatre.

Moebius Theatre

Improv. Games for Performance

Lakeshore



215

Come and learn the down-and-dirty basics of making your own corsets. Join an experienced corset-maker as she talks about the skills and materials needed to successfully get yourself corsetted.

Katt McConnell

Corset- Making 101

Carlyle



216

A perfect place to get the basic skills you need to let your voice soar under the guidance of the marvelous Mark Bernstein. From breathing to posture to tone, this limited group workshop is about understanding and is focused on those who have had little to no vocal training.

Mark Bernstein, Jen Midkiff

Beginning Vocal Workshop

Edwardian

Registration
required



217

Sunday Programming

	<i>Lakeshore</i>	<i>Carlyle</i>	<i>Edwardian</i>	<i>Hampton</i>	<i>Leighton</i>	<i>Stanford</i>	
9:00 - 10:15	301: \$R Beginning Harp Workshop	302: Studio Lighting (Photography)	303: Fictional Worldbuilding	304: Audio Drama for Every Age	305: Balloon Sculpting	306: R Build a Catapult	902: Fiber Zoo
10:30 - 11:45	307: No Wrong Notes	308: Stand Back! I'm Going to Try Science!	309: Writing Books for Smart Kids	310: Yoga Basics	311: Paper Pop-Ups for Beginners	312: \$R Working with EL Wire	313: Crochet Basics
Noon - 1:15	314: Drum Circle	315: Hackerspace & Makerspace			910: Freeform Creativity	316: \$R Working with EL Wire	317: \$R Netted Beadwork for Beginners
1:30 - 2:45	318: Guitar Circle	319: Babbage's Favorite Picture			910: Freeform Creativity	903: Open Workshop	902: Fiber Zoo
3:00 - 4:15	320: Closing Ceremonies & Feedback						

\$ - Class fee, please see class description

R - Limited space, please register.

\$ - Upgrades available from free blinkie, prices vary

Saturday, 1:30 - 2:45 pm



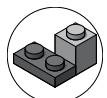
218

Swing Dance *Hampton*

East-coast swing is a social partner dance that is easy to learn and lots of fun. It's danced to fast swing music, rock'n'roll, boogie-woogie, jazz, etc. (4/4 time), and could be considered a "gateway dance", encouraging further explorations into West-coast swing, Lindy-hop, Balboa, and various other forms of jitterbug dancing.

Come hang out and learn to move to the music. No partner needed, but please do bring a friend, or two, or three...we change partners often during the lesson, and everyone gets to play.

Loren Damewood



219

Glow Costuming *Leighton*

Who doesn't love dressing up as someone, or something, else? We'll have supplies for the kids to put together their own fun wigs, masks, and costumes that *glow*! Even better – you'll have a chance to show off your creations at our Glow-in-the-Dark Dance at 4:30!

Sharon Price



220

Viking Braid Jewelry *Stanford/Tech* \$15 materials fee Limited class size

Learn how to make a bracelet out of wire by using the viking braid. Those worried about precision needs in jewelry should not fear – precision is not required with this technique. Your fee will cover enough wire to make one bracelet and the loom to make them on. Wire cutters and pliers will be available or feel free to bring your own.

Wire draw plates will be provided for use, and may also purchased for an additional \$5.

Isaac Armstrong

Saturday, 1:30 - 2:45 pm

Cables look really impressive when done well, but aren't nearly as complicated to knit as they look. Come learn to tame cables of all shapes and sizes and bend them to your will. New knitters looking to add this technique to their tool kit and veterans who've experienced traumatic cable encounters are both welcome. Bring your needles and yarn, and (if you like) a pattern or an example of cables that confuse or intrigue you, and leave with greater confidence.

Elliot Mason

We will have a number of 3D Printers, some home-built, and even capable of self-replication by printing parts for another printer, on display running and making items. Stop by and watch them run. Interested in 3D printing in general? Check out our 3D Printing Discussion panel Saturday at 10:30 in Hampton.

Dwayne Forsyth, James Brown, Michael Wren

Conquering Cables in Knitting *Stanford/Fiber*



221

3D Printing Show-n-Tell *Outside Stanford*



222

Saturday, 3:00 - 4:15 pm

Join us for a fundamental lesson in running mic sound on a wide range of instruments.

From the harp, and the fiddle, to the hand drum and more, we show you how to address microphone issues, what kinds of mics work best in different situations, and how to get the most out of every performance.

Dave Ifuerson

An introduction to *Processing*, the open-source digital creativity programming platform. We will cover the basic language concepts, the creative use of randomness, recursion techniques, art from sound, and more. Feel free to bring your computer with *Processing* installed (processing.org) so that you can create your own programs in real time.

Jim Plaxco

Concert Sound: Non-Standard Instruments *Lakeshore*



223

Processing for Artists and Photographers *Carlyle*



224

Saturday, 3:00 - 4:15 pm



225

Introduction to Leatherworking *Edwardian*

You want to add leather accessories to your wardrobe, but where to start? What types of leather are used for different projects? What basic leatherworking skills and tools do you really need? We'll do our best to answer!

This is not a hands-on workshop, but we will have samples of various types of leather and basic tools.

Ciana Winsauer



226

Ukelele Summit *Hampton*

Show your love for the instrument Krusty the Clown calls "the thinking man's violin". Bring a uke if you've got one; come and borrow one if you don't. Beginners and total newbies welcome, as well as seasoned players, recovering guitarists and Eddie Vedder fans jumping on the bandwagon. We'll share some songs and chord charts and make plans for world domination.

Moebius Theatre, Bill Higgins



227

Simple Weaving *Leighton*

Learn how to weave by creating a potholder without buying a loom. Bring one skein of washable yarn in color(s) to coordinate in your own home. The potholder will not require the entire skein, but who needs only one?

Kerry Kuhn



228

Painting Wargaming Miniatures *Stanford/Tech*

\$4 materials fee
Limited class size

In this workshop, participants will learn basic techniques for painting 25 and 28 mm (about 1" tall) fantasy war gaming miniatures by painting their own miniature. Advanced techniques can be discussed if time allows. A selection of miniatures will be provided for participants to choose from. Your fee covers the miniature, as well as use of paint and brushes. Paints to be used are water-based acrylics, but please plan accordingly and wear appropriate clothing (a limited number of aprons may be available). For ages 12 and up.

Robin Winsauer

Saturday, 3:00 - 4:15 pm

Create your own miniature soft sculpture. This is a beginners class. *Warning: extremely sharp needles are used.*

Note: students under age 8 must be accompanied by a responsible adult.

Bonnie Soudahl

Weather permitting we'll head outdoors for relay-races, bubbles, and more creative fun.

Sharon Price

30 minutes one-on-one with Mark Bernstein. Focusing on inexperienced level one singers, come find your voice and your footing in the world of vocal music.

Mark Bernstein

Needle-felt a Feline

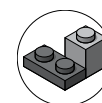
Stanford/Fiber
\$5 materials fee
Limited class size



229

Outdoor Play Session

Meet in Lobby



230

Beginning Vocal Private Session

3rd floor

\$25 fee, registration required



231

Saturday, 4:30 - 5:45 pm

Wax Chaotic is an independent group of folk/filk musicians who perform together live, but have been known to publish music individually.

Comprised of Katt McConnell, Allyson Clarkson, and Sean McConnell, this is a trio to be reckoned with. Thanks to their eclectic tastes, their music is a grab-bag that is sure to entertain. The mood of their performance is fluid, changing from frenetic energy to infectious humor or heart-wrenching sadness at the drop of a downbeat.

Although Wax Chaotic mostly plays folk or filk, one of folk's lesser-known subgenres, they aren't afraid to perform whatever music strikes their fancy. The band is currently active in the Indianapolis area and at conventions throughout the Midwest.

*Katt McConnell, Allyson Clarkson,
Sean McConnell*

Wax Chaotic Concert *Lakeshore*



232

Saturday, 4:30 - 5:45 pm



233

Cooking Like an Anarchist *Carlyle*

Take control of your cooking; don't let it control you. Learn how to break the "rules" and still make good food, by improvising around master recipe algorithms and modifying ideas from the cookbooks you already have.

Allergies? Special diets? Picky eaters? No problem! Several basic filling nutritious dinner plans will be covered, along with explanations of confusing jargon and the difference between sauteeing, sweating, frying, and broiling.

Elliot Mason



234

Basic Jewelry Stringing *Edwardian*

\$4 materials fee
Limited class size

How do we go from having beads, to actually being able to put on and wear a piece of jewelry? What are all these pliers and wires? Come to this class to find out the basics of stringing on wire and headpins, and create your own bracelet and earrings to take home.

Brooke Wiewel

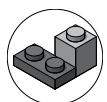


235

Kaboom! *Hampton*

Join us for Mary's Mad Science. Last year we saw the hair-raising effects of a Van de Graaff Generator, a demo of Lenz's law and eddy currents defying gravity, plus a Stirling engine running off the heat of hands. Who knows what Mary has planned for us this year!

Mary Hawthorne



236

Glow-in-the- Dark Dance *Leighton*

Not just a dance, a glow-in-the-dark dance! Jump, jive, and have a good time under the black lights!

Sharon Price

Saturday, 4:30 - 5:45 pm

Workshop 88 is thrilled to be offering an introduction to the Arduino platform at Musecon. Attendees will learn what the Arduino is capable of doing, how to design simple circuits for interfacing with an Arduino and how to write simple programs to control an Arduino. What *is* Arduino, you ask?

Arduino is an open-source electronics prototyping platform based on flexible, easy-to-use hardware and software. It's intended for artists, designers, hobbyists, and anyone interested in creating interactive objects or environments.

Even if you have never touched a circuit board or done any programming, we will show you how you can start to learn to use an Arduino for creating fun electronics projects. Come see why Workshop 88 is the best place in the Chicago suburbs to hack electronics!

Workshop 88

So, you have some basic skills, learned from my earlier class or gleaned out in the wide wild world. And now you have a dream: you want your blinkie to shine through cut-outs in your velvet vest, you want steampunk insignia for your con-com, or maybe you just want a steampunk hatband, bag, or filk-book cover. Bring something you want to decorate or just come have fun.

Skill level required: Some comfort with sewing or attendance at Friday's Crazy Quilt workshop.

Deirdre Murphy

Arduino for Absolute Beginners *Stanford/Tech*



237

Do-It-Yourself Steampunk Crazy Quilt *Stanford/Fiber*

\$5 materials fee
Limited class size



238

Saturday, 7:30 - 8:45 pm



239

Unleash Your Inner Radio Hero!

Lakeshore

Gregg Taylor, creator of Decoder Ring Theatre, takes you on a rapid-fire guide to voice acting for beginners and assembles a cast to perform an adventure script live from the floor! All the embarrassment of a regular audition with a whole bunch of other people laughing and pointing! What could be better? The session will end in the recording of a live episode of something or other (We've asked, but he won't tell us what. He's either being enigmatic or he hasn't written it yet. Or both.)

Gregg Taylor



240

Throwing Up With Style: Yes, You CAN Juggle!

Carlyle

\$3 materials fee

We'll teach you the basic three-ball juggling pattern, and a few tricks if we have time. The first half of the class will be making your own set of colorful juggling balls to take home with you! If you already juggle, drop in for some club passing or stealing patterns as well.

Note: Kids ages 8-12 who *really* want to learn are welcome, but please bring your own adult.

Katje Sabin and Bill Gilliland



241

Basic Belly Dance for Fitness & Fun!

Hampton

Belly dance is a non-impact, weight-bearing exercise and is thus suitable for all ages. We will learn a few basic moves and then combine them to make a basic choreography at the end of class. Then, if you wish, you can apply your skills at the drum jam! Bring a scarf to tie around your hips and get ready to hip-notize!

Deborah Jablonski of MU:SE Chicago



242

Build an Instrument

Stanford/Tech

\$10 materials fee
Limited class size

We'll explore some of the basic physics which govern the behavior of stringed musical instruments. After exploring the science of resonance, pitch and timbre we will build some simple musical instruments out of common materials. By the end of the session you should come away with your own stringed musical instrument and the ability to invent new musical instruments of your own design

Workshop 88

Saturday, 7:30 - 8:45 pm

30 minutes one-on-one with Jen Midkiff. All levels are welcome, from the barest beginner to the aspiring novice to the experienced player looking for tips and tricks.

Jen Midkiff

Harp Private Sessions

3rd floor

\$25 fee, registration required



243

Saturday, 9:00 - 10:15 pm

Let's do the Time Warp Again! We're celebrating the unique fun a frolick with a sing-along to the music of this cult classic.

Please note: we will *not* be showing the movie, and this is *not* an audience participation show.

Please, *no rice, no toast, no water guns!*
However, costumes are encouraged!

Dave Huerferson, Lizzie Crowe

Rocky Horror Sing-Along

Lakeshore



244

Saturday, 10:30 pm - dawn?

Come one, come all, whether you sing, play an instrument, or just want to listen to the wonderful music. At times we'll be jamming, at times we'll all be listening to a wonderful number. A bit of filk, a bit of folk, a bit of rock...all are welcome here. Whether it's your first time, or you're an old hand, come and participate.

Lizzie Crowe and YOU!

Pull up a chair and add your own flavor to the mix. The room is set aside for anyone to come in and join the jam session. This space is not meant for pre-existing songs (which we'd love to hear in the Open Circle!), more for the love of free-form group interplay.

Come on in, the groove is fine!
YOU!

Saturday Open Circle

Lakeshore



245

Saturday Music Jam

Hampton



246

Sunday, 9:00 - 10:15 am



301

Beginning Harp Workshop

Lakeshore
\$10 class fee
Limited class size

A first step in the wonders of playing the harp. A hands-on workshop with the heavenly Jen Midkiff that lets your fingers dance with the joys of the strings.

Jen Midkiff



302

Studio Lighting Use in Photography

Carlyle

Are you interested in learning how to use standard studio lights for your photography? Learn the answers to questions such as: What do strobes give you that speedlights (flash units) don't? Aren't they super-expensive and hard to use? Learn camera techniques to control your exposure while using external lights.

Richard France



303

Fictional Worldbuilding

Edwardian

Join our discussion on how we build new (fictional) worlds. What is needed, and how do you get there?

Katt McConnell, Adam Selzer



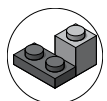
304

Radio Returns! Audio Drama for Every Age

Hampton

The detective series, the police procedural, the sitcom, the soap opera, the game show, the variety show...virtually every genre still used by television today was originally invented for radio, and the medium remains as rich a playground for the imagination as it ever was. Gregg Taylor, creator of Decoder Ring Theatre takes you on a brief tour of all things audio drama, from the Golden Age to the rich new possibilities for today's creators.

Gregg Taylor



305

Balloon Sculpting

Leighton

Learn about balloon sculpting, make your own dog, and see demonstrations of a multitude of other objects and animals (such as dragons, ninja turtles, mermaids, aliens, motorcycles, the starship Enterprise, giraffes, elephants, etc.).

Children too young to participate in the hands-on portion are invited to watch, learn, and request their own balloons.

John Wardale

Sunday, 9:00 - 10:15 am

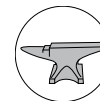
2DKits fired up the power tools and created another wood kit project, a table-top catapult!

We typically think of a catapult being used in the Middle Ages to destroy the walls of a castle, but catapults have a very long history dating long before the time of castles. Catapults were developed in many different ways by many different cultures over the centuries (Yawn). Ok, enough history, we know we all just want to build one to launch mini marshmallows and dominate the cubicle wars!

Dwayne Forsyth

Build a Catapult

Stanford/Tech
Limited class size



306

Sunday, 10:30 - 11:45 am

No Wrong Notes: Music Improvisation for Everybody (even non-musicians!) This playshop introduces simple, game-like improvisation techniques to have you creating high-quality music immediately, even if you don't think you're a musician. Why should you learn to improvise? It's a great way to kick-start musical and other creativity, helps get rid of performance anxiety, helps you learn to play with other people, encourages you to get outside your box, is a great way to let the music inside of you out, teaches you to listen like nothing else, and mostly it's a whole lot of fun!

Bring instruments if you have them (lots of hand percussion and Boomwhackers will be available if you don't), your bodies and voices, and your sense of playfulness; leave with techniques to immediately increase your creativity. All instruments, all experience levels, and all styles of music are welcome, even if you've never played music in your life, because you can't play any wrong notes! Visual artists, writers, dancers, and all creative folks will enjoy the cross-training! Sally is a certified Music for People guided music improvisation facilitator.

Sally Childs-Helton

No Wrong Notes

Lakeshore



307

Sunday, 10:30 - 11:45 am



308

Stand Back, I'm Going To Try Science! *Carlyle*

Come see what hands-on project Todd has cooked up. Lab coats optional.

Curiosity required.
Todd Johnson



309

Writing Kids Books for the Smart Kids *Edwardian*

Were there kids books that still stick with you as an adult? Do you ever stop to think that books with teenage protagonists don't necessarily have to assume that all kids are idiots? Adam Selzer is the author of several published novels, including *How To Get Suspended and Influence People*, *The Smart Aleck's Guide to American History*, and a book about a spelling bee that was based on Watergate. He even tried to make an intelligent zombie romance. He'll discuss techniques, trials, and tribulations.

Adam Selzer

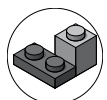


310

Yoga Basics *Hampton*

If you're new to yoga, come check out a yoga basics class taught by teacher trainee Ronni Selzer. Learn a few poses (asana), some breath work, and yoga fundamentals in a safe and non-competitive environment. Discover how yoga can open you physically, spiritually, and mentally. Dress comfortably, and prepare to laugh. Bring a mat if you have one.

Ronnie Selzer



311

Paper Pop-ups for Beginners *Leighton*

Create a fun frog-face pop-up. Just bring your paper scissors.

If you have a favorite pop-up book feel free to bring it to share.
Bonnie Somdahl

Sunday, 10:30 - 11:45 am

From the world of *Tron* to neon art, electroluminescent wire can add a fun and futuristic look to many things. Although plug-n-play kits are available, building your own allows for much more flexibility and creativity. Join us as we walk you through the steps involved in working with this glowing, bendy, but sometimes tricky material. Fee includes inverter and wire as well as connective supplies; loaner tools will be available.

Note: this class will repeat at noon.
Josh Ester

In this hands-on session, we will learn some basic crochet stitches and start a a simple project. Some materials will be provided, but if you have a favorite pattern, crochet hook and/or yarn, bring it along.

Kids are welcome, but may get frustrated.
Wendy Richardson

**Working with
EL Wire**
Stanford/Tech
\$20 materials fee
Limited class size



312

Crochet Basics
Stanford/Fiber



313

Sunday, Noon - 1:15 pm

Feel the Rhythm! Come join us in a celebration of the heartbeat of music itself. Bring your drums, marimbas, shakers, bells, hands and smiles. All levels are welcome.
Bari Greenberg, Debbie Gates, Lizzie Crowe

Drum Circle
Lakeshore



314

Sunday, Noon - 1:15 pm



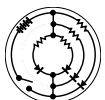
315

Hackerspaces & Makerspaces *Carlyle*

A hackerspace or makerspace, also referred to as a hacklab or creative space, is a venue where people with common interests in computers, technology, science, digital or electronic art can meet, socialize, and collaborate.

Hackerspaces can be viewed as community labs incorporating elements of machine shops, workshops and studios where people share resources and knowledge to build and make things. Learn about cool places like Sector67, Bucketworks, Workshop88, Pumping Station One, and i3Detroit. We will have representatives from a few on hand to tell us about themselves, their history, and what they offer.

Dwayne Forsyth, Workshop 88, et al



316

Working with EL Wire *Stanford/Tech*

\$20 materials fee
Limited class size

From the world of *Tron* to neon art, electro-luminescent wire can add a fun and futuristic look to many things. Although plug-n-play kits are available, building your own allows for much more flexibility and creativity. Join us as we walk you through the steps involved in working with this glowing, bendy, but sometimes tricky material. Fee includes inverter and wire as well as connective supplies; loaner tools will be available.

Note: this class is also available Sunday at 10:30 am

Josh Ester



317

Netted Beadwork for Beginners *Stanford/Fiber*

\$7 materials fee
Limited class size

Learn basic netted beadwork while making a keychain or bracelet. Students will learn the skills needed to make and design "African net" beadwork.

Elliot Mason

Sunday, 1:30 - 2:45 pm

The guitar circle invites guitarists to perform in an ensemble, arranged in a circle with the audience seated in the middle. Thus the audience will be literally surrounded by sound. We will perform easy songs, drawing heavily on the folk tradition. Audience seating will be limited, so plan to show up early if you wish to sit in the middle.

Robert Little

When Charles Babbage began designing a mechanical computer in the 1830s, the Jacquard looms of French silk-weaving trade played a key role in his plan. Bill Higgins tells the story of a fabulous silk portrait Babbage owned, the people and machines who created it, and the even more fabulous portrait that succeeded it: all pointing the way to a future filled with punchcards, mathematically-encoded graphics, and thinking machines.

Bill Higgins

Guitar Circle *Lakeshore*



318

Babbage's Favorite Picture, and Other Curiosities *Carlyle*



319

Sunday, 3:00 - 4:15 pm

It's been a fun weekend at MuseCon, but now its time to show off what we've learned, meet our new Convention Chair, and say so long... until next year!

A feedback session will immediately follow Closing Ceremonies.

Ron Winsauer, Staff, Guests

Closing Ceremonies *Lakeshore*



320

Mobile & Ongoing Programming

Our Mobile Programming features instructors wandering the convention offering smaller lessons on fun and simple topics. Popular locations (also great for continuing project work after sessions!) include the hallway to the Lake-shore ballroom, outside the Atrium Lounge, around the main lobby, across from Stanford, and outside the elevators on the 2nd & 3rd floors. Please check our information kiosks for notices on when and how to find these classes.

Mobile offerings (as we went to press):



M01

Nail Marbling

Mobile

Learn surprisingly simple techniques to have beautiful art right at your fingertips.

Manda Decker



M02

Origami Puppets

Mobile

Learn how to fold a big-mouthed paper snapdragon/SMOF puppet.

Lisa Golladay



M03

Rope Bracelets

Mobile

Plain white string will be freely distributed, along with simple fixtures. Learn to use these and turn a turks-head knot into wearable art.

Loren Damewood



M04

Starburst Bracelets

Mobile

Got a sweet tooth? How 'bout some Starburst candies? But wait! Don't throw away that wrapper - make a nifty bracelet instead! Learn how to create a great gift or snazzy personal accessory.

Rachel Smith

Mobile & Ongoing Programming

Inspired to share your favorite form of creativity? We have a limited number of rooms available for DIY programming. Just stop by our Program Ops headquarters on the 2nd floor to reserve a slot, make some signs to advertise, and inspire your fellow attendees! Please see our programming team with questions.

You!

Sewing machines! Fabric! Spinning, knitting and more! Come and play with us and let your creativity loose!

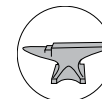
Staff

Soldering irons! Circuits! Stained glass, wood kits, and more! Bring your projects or work on some of our offerings in this friendly and helpful environment.

Our Blinkie Overlords

Build Your Own Class

Various



901

Fiber Zoo

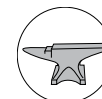
Stanford/Fiber



902

Open Workshop

Stanford/Tech



903

Unstructured Youth Programming

A bit of un-schooling for our creative kids: We will provide a mostly unscheduled setting where kids can meet, make and play.

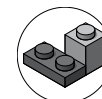
We'll have lots of bins holding lots of interesting stuff, cardboard play structures to play in and to draw on. Come in and rummage around. Make your own set of story cards. Tell your stories with new friends. Drape yourself with fancy fabrics. Practice your best French-style laugh! Sit and spin or just sit and suck your thumb. Let's just play!

Open crafting, costuming, and creativity, geared towards our younger members.

Sharon Price

Freeform Creativity

Leighton




Blinkies

What's a Blinky, you ask? Why, those cool badges made of circuit boards and LEDs. There's a free beginner blinkie building session in Stanford from 9:00 - 11:45 am Saturday morning featuring the basic 4-LED blinkie, and the blinkie guys will be in the room at other times with the additional kits shown here for purchase.

Most of the blinkies have an IR emitter and receiver for two-way communication with other blinkie boards.

Some blinkies use single-color (mono) LEDs, bi-color LEDs, or LEDs that can display red, green, or blue (RGB). Options and specifications available in blinkie workshop sessions.

New Blinkies!



The Rocket Ship Blinky

What could be better than your very own rocket ship? Designed with classic and iconic rocket ship lines, there are engine LEDs, port hole LEDs, and a nose antenna LED.

And lest you think that's all, it communicates to any nearby rocket ships in visual range. Build one and fill your friends with rocket ship envy!

Intermediate skill level

The 4x4 RGB Matrix

A slightly less complex baby brother of the 4x4x4 RGB Cube; description and picture under "Advanced Skill Level Blinkies"

Advanced skill level

The Atomic Blinky

This is an easy-to-build blinkie that you can wear with a lariat or pin. Dale and Dwayne won't share pictures, so we can only guess why they're calling it the Atomic Blinky!

A special thanks to MSkirvin for the artwork!

Beginner skill level.

New Blinkies!

RGB 4x4x4 Cube


If you are up for the challenge, we have the blinkie for you: the Hypno-Cube!

Watch as colors wash from side to side, corner to corner, up/down, fading in and fading out. 64 RGB LEDs, each individually firing to create the ultimate in mesmerizing patterns. Although designed to be easy to build, it *is* the equivalent of building four regular blinkie kits. As always, we'll be ready to provide as much or as little assistance as you require in the workshop room, and as much time as you need.


We are not responsible for any drool pools or induced trance-like states resulting from viewing the completed blinkie.

Note: This is a really big blinkie. Please allow plenty of time and patience!

Extra-Advanced skill level



Beginner Skill Level Blinkies



4-RGB

This is a 1.4" by 2.2" circuit board with 4 square RGB or single-color LEDs that will display various user-selectable patterns.




The Dog Tag Blinkies

The Dog Tags are an easy-to-build set of blinkies that you can wear with a lanyard or a chain. Any guesses why we decided to call them the Dog Tag Blinkies?




But wait, it gets better. You can pick one of three designs: 2-RGB, Simple 4, or 6 -LED. What could be better?



Simple 4-LED

We picked up some special LEDs with a built-in flasher chip and were so impressed that we created a simple board around them. This is a 1.5" by 1.5" circuit circuit board that can be worn as a pin.




6-LED Circle

This is a 2.0" by 2.5" circuit board that can be worn as a pin, with 6 single- or bi-color LEDs that will display various user-selectable patterns.

Intermediate Skill Level Blinkies

19-LED Circle


This 1.8" by 2.6" board has 19 mono- or bi-color LEDs arranged in a circle that will display various user-selectable patterns or text messages.



12-LED Circle

We try to support different skill levels, and in this blinkie we think we nailed them all.


We placed 12 LEDs around the edge of a 3-inch circle, an easy design to solder. For more of a challenge we have boards with 5mm holes that allow the LEDs to be seen from both sides, after bending the LED legs. Finally, we added support for larger 10mm LEDs!



3x3 Matrix

Dwayne found a way to squeeze a little more out of the 8 pin PIC (12F683), and the 3x3 Matrix Blinkie was created.

This is a 2.1" by 3.2" circuit board, with 9 single or bi-color LEDs that will display various user-selectable patterns. One of the special features of the 3x3 is the 5 push buttons. Why 5 push buttons? Because Dwayne could!



The Gator

The Gator's snarly, toothy grin lights up with 15 LEDs, whilst it stares you down with an RGB eye. And lest you think that's all, it talks to any nearby gators with an IR-equipped tail.

The Alligator Blinkie was commissioned to honor 2011 Guest of Honor, SJ Tucker! A special thanks to MSKirvin for the artwork!



Intermediate Skill Level Blinkies



19-LED Stick

Dale asked “how many LEDs can you put in a line using the 8-pin PIC chip?” and the answer was the 19-LED Stick. It’s a 1.0” by 8.25” circuit board with a hole for hanging from a lanyard. It has 19 single color LEDs that will display various user-selectable patterns.

14 RGB LED Stick

The 19-LED Stick has proved to be very popular and Dwayne wanted to improve on the design. The result is the 14-RGB Stick. It’s a 1.0” by 8.25” circuit board with a hole for hanging from a lanyard, with 14 RGB LEDs that will display various user-selectable patterns.

Advanced Skill Level

Advanced skill level—for people with some soldering skills or who have soldered a few projects or boards before.



24-LED Sphere

Looking for something *really* spectacular? Two 12-LED Circles (Intermediate skill level) can interlock, forming a *3-dimensional sphere* of 24 LEDs. This design has two buttons to select the pattern.


Advanced Skill Level Blinkies

4x4 RGB Matrix - NEW!

Dwayne used the same trick used for the 12 LED Circle/24 LED RGB Sphere, designing the base of the 4x4x4 RGB Cube to be a standalone 4x4 RGB Matrix.

Watch as colors wash from side to side, corner to corner, up/down, fading in and fading out. 16 RGB LEDs individually firing to create the penultimate in mesmerizing patterns.

The design has two buttons to select the pattern. Like most of our boards it has an IR emitter and receiver for two-way communication to other blinkie boards.



5x7 Matrix

This is a 1.8” by 2.95” circuit board that can be worn as a pin, with 35 single- or bi-color LEDs that will display various user-selectable patterns and text messages.


One of the special features of the 5x7 is the ability to customize the first scrolling text message.



16x8 Matrix

After designing the 5x7 Matrix, Dwayne wanted to do something bigger. After searching the globe, he located the perfect part : beautiful 8x8 matrices. We’ve mounted a pair of them to a 2.5” by 1.8” circuit board to display a variety user-selectable patterns and text messages, using two buttons for selection.

The board can be powered with four button batteries, and we’ve also added support for an external power supply.



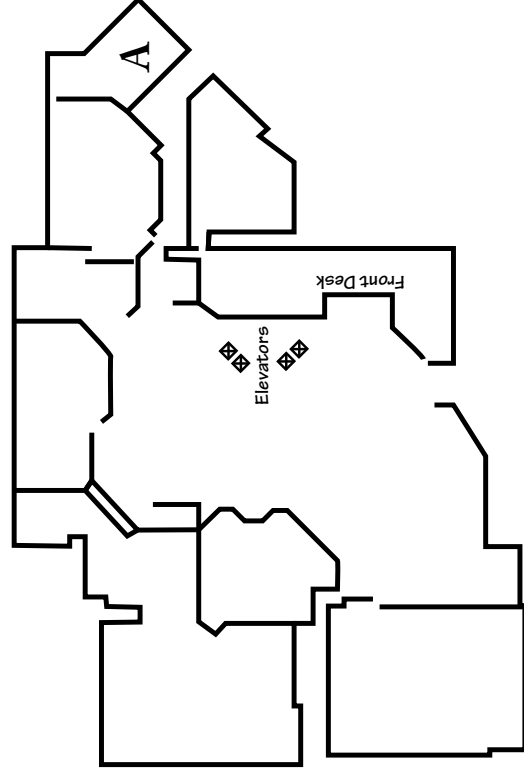
Instructors & Class Coordinators

Last Name	First	Programming Item(s)
Anda	Andy	208
Armstrong	Isaac	220
Bernstein	Mark	217, 231
Bowker	Stephanie	118
Brown	James	211, 222
Childs-Helton	Sally	204, 307
Clarkson	Allyson	232
Coleman	Eric	208
Crowe	Lizzie	101, 110, 127 244, 245, 314
Damewood	Loren	109, 218, M03
Decker	Manda	120, M01
DeVore	Jeanne	212
Dobson	Dermot	102
Doyle	Chris	123
Dziadzka	Margie	108
Esler	Josh	124, 312, 316
Forsyth	Dwayne	104, 205, 211, 222, 306, 315
France	Richard	302
Gates	Debbie	110, 314

Last Name	First	Programming Item(s)
Gilliland	Bill	240
Golladay	Lisa	M02
Greenberg	Bari	110, 314
Hawthorne	Mary	235
Higgins	Bill	226, 319
Iverson	Dave	223, 244
Jablonski	Deborah	112, 121, 241
Johnson	Todd	308
Kuhn	Kerry	227
Larson	Jeff	126
Little	Robert	318
Lutman	Lowell	111, 201
Mason	Elliot	221, 233, 317
McConnell	Katt	216, 232
McConnell	Katt	232, 303
Michelsen	Erik	124
Middleton	Alyse	206
Midkiff	Jen	105, 214, 217, 243, 301
Moebius		215, 226
Theatre		
Murphy	Deirdre	115, 238
Passovoy	Bob	201
Pereckas	Michael	124
Plaxco	Jim	122, 224

Last Name	First	Programming Item(s)
Price	Sharon	113, 207, 213, 219, 230, 236, 910
Richardson	Wendy	114, 313
Sabin	Katie	240
Salaba	Steve	107
Selzer	Adam	303, 309
Selzer	Ronnie	310
Smith	Rachel	124, M04
Somdahl	Bonnie	229, 311
Sulak	Dale	205, 210
Sutton	Bill	119, 203
Sutton	Brenda	119, 203
Taylor	Gregg	106, 239, 304
Trombly-Freytag	Becky	124
Tucker	Rachel	117
Wardale	John	103, 305
Weibel	Brook	234
Winsauer	Ron	116, 125, 209, 320
Winsauer	Liana	125, 225
Winsauer	Robin	228
Winsauer	Ron	320
Workshop 88		242, 237, 315
Wren	Michael	211, 222

Hotel Map

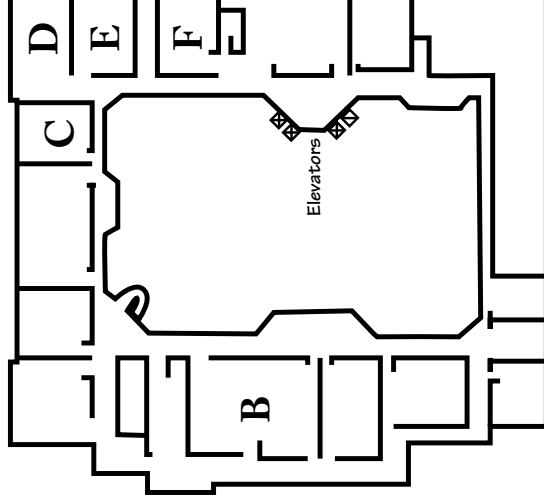


Ground Floor

A: Lakeshore Ballroom

Third Floor

Private Music Sessions
304: Hospitality Suite



Second Floor

B: Stanford - Tech & Fiber

C: Leighton

D: Hampton

E: Edwardian

F: Carlyle

MUSECON 

*Nurturing
Our Muses*

WITH ARTIST,
MUSICIAN, AND
AUTHOR

*Seanan
McGuire*

AUGUST 2-4, 2013

AT THE WESTIN CHICAGO
NORTHWEST, ITASCA, IL
WWW.MUSECON.ORG

