

# FINDING OUR MUSE



S.J. TUCKER 2011  
MUSECON

with Special Guests  
Betsy Tinney &  
Loren Damewood

## Welcome to MuseCon!

This society of accepting, like-minded folks allows us to *create* and *educate*. Whether it's science, writing, art, music or even entirely new ideas of what family and religion mean, fandom a pretty creative bunch.

MuseCon is a place to explore that creativity and learn from each other. You don't have to be an expert—all you need is a willingness to try. Come and play with us!

MuseCon is a 501(c)(3) tax-exempt organization. Donations to MuseCon are tax-deductible, and greatly appreciated.

Most kids create an imaginary world where they have friends nobody else can see and which allows them to be firefighters or astronauts or whatever strikes their fancy. We were all kids like that and, as we grew, we found the worlds of science fiction, fantasy, media, music, art and other interests that allowed us to escape from the mundane world.

Within the fannish community, we've found folks who have similar interests.

## Table of Contents

Introduction	1	<i>Programming</i>	
Volunteering	2	Schedule Grid	23-26
<i>MuseCon Departments</i>		Icon Guide	11
Staff	3	Friday	12-18
Registration	4	Saturday AM	18-22
Hospitality	4	Saturday PM	22 & 27-34
Vendors	5	Sunday	35-41
No Art Show?	5	Mobile Programs	41
Operations	6	Blinkies	43-47
Security & Safety	7	<i>Hotel Map</i>	
Kids & Teens	7	<i>Inside Back Cover</i>	
<i>Guests</i>		<i>Advertisers</i>	
S.J. Tucker	8	WindyCon: Inside front cover	
Betsy Tinney	10	MuseCon 2012: Back cover	
Loren Damewood	10	Chambanacon: page 42	1
		DucKon: page 48	

# WINDYCON 38

EXPLORES THE PERIODIC TABLE  
OF SCIENCE FICTION ELEMENTS

Element	Name	Element	Name
3	Li Literary GoH: Catherine Asaro	9	F FTL Drive
47	Ag Artist GoH: Joe Bergeron	22	Ti Time Travel
9	F Fan GoH: Hugh Daniel	42	Mo The Answer
12	Mg Music GoH: Frank Hayes	66	Dy Dyson Sphere
69	Tm Toastmaster: Christian Ready	119	Uun Unobtainium
106	Sg Science GoH: Mike Brotherton		

NOVEMBER 11-13, 2011

AT THE WESTIN, IN LOMBARD, IL  
WWW.WINDYCON.ORG

# Volunteering

## Be a Part of MuseCon!

---

Do you want to:

- Teach a class?
- Participate on a panel?
- Keep attendees fed?
- Herd cats?
- Throw parties?
- Organize panels and classes?

We're pulling ourselves up by our own bootstraps, so there's plenty of room to help in all these ways and more.

For general questions or to be added to the Programming and/or the general planning (Convention Committee) e-mail lists, drop a note to our Convention Chair, Ron Winsauer, at: [apollo@musecon.org](mailto:apollo@musecon.org).

As part of Closing Ceremonies (3:00-4:15 pm Sunday in the Lakeshore ballroom) we will have a feedback session to listen to your suggestions for next year.

You're always welcome to drop in on one of our meetings. Please check our website, [www.MuseCon.org](http://www.MuseCon.org), for the meeting schedule.

### Gophers

Want to help out with the convention, but not sure how much time you can give? Maybe being a gopher is the answer!

Gopher shifts are generally an hour long, but we'll be happy to have your help for however much time you have. Gophering includes all the little jobs that crop up during the convention, anything from lending a hand in the hospitality suite to getting copies made.

If you'd like to lend a hand (or is that paw?), contact Operations.

### Copyright

---

MuseCon wordmark and Muse-  
logo courtesy of J.D Illiad Frazer

Cover artwork, S.J. Tucker's photo on page 8, and artwork on pages 13 and 22 courtesy of S.J. Tucker and K. Wiley.

All other content Copyright 2011 MuseCon, Inc. All rights reserved. MuseCon supports the intellectual property rights of our contributors, and we are grateful for the use of their work.

# Staff

## Executive Board

Angela Karash  
Dale Sulak  
Betsey Langan  
Ron Winsauer  
Dwayne Forsyth

## Convention Chair

*Convention Chair:*  
Ron Winsauer  
*Vice Chair:*  
David Ifversen

## Treasury

Dale Sulak

## Technical Services

*Network Administration:*  
Dave Ifversen  
*Web Administration:*  
Wendy Richardson  
*Audio, Visual, & Lighting:*  
Dave Ifversen

## Public Relations

*Guest of Honor Liason:*  
Angela Karash  
*Hotel Liason:*  
Pete Richardson  
*Publications & Signage:*  
Liana Winsauer

## Logistics

Robin Winsauer  
Erik Michelsen  
Isaac Armstrong  
Katie McNatt

## Member Services

*Operations, Security  
& Gophers:*  
Penelope Skrzynski  
Josh Esler  
Molly Krasel  
Stephen Bullin  
*Hospitality Suite:*  
Karen Edwards  
Kathy Horning  
Susan Guzik  
Meredith Rittenhouse  
DJ Jascor  
*Registration:*  
Randall Roman  
Betsey Langan  
Rachel Tucker  
*Vendors:*  
Kerry Kuhn

## Programming

*Chair:*  
Xap Esler  
*Minion:*  
Rachel Esler  
*Blinkies, Tech, & Science:*  
Dale Sulak  
Dwayne Forsyth  
*Music:*  
gundo  
Lizzie Crowe  
Jan DiMasi  
*Textile & Fiber Arts:*  
Alyse Middleton  
*Youth Programming:*  
Sharon Price  
Rod Skrzynski

# Registration

Your badge remains the property of MuseCon and can be revoked at any time.

Attendees violating convention or hotel rules or engaging in illegal behavior will have their membership revoked and be asked to surrender their badge and leave the convention. No refunds will be granted.

Your badge is granted for the exclusive use of the person named on the membership and cannot be transferred once issued.

A membership can be transferred to another person prior to issuing the badge; please contact Registration. Proof of identity will be required to transfer a badge.

## *Registration Hours*

Friday: 1:00 pm – 6:00 pm  
Saturday: 9:00 am – 4:00 pm  
Sunday: 10:00 am – Noon  
(for MuseCon 2 only)

Outside of Registration hours, please contact Operations at 312-945-6873.

# Hospitality

## MuseCon Munchies

If you're tired and hungry or thirsty, MuseCon Munchies, room 1204, is the place to be! We've got food and drinks, as well as space to relax and chat.

Hot food buffets will be available for several meals; menus and times will be posted in and around MuseCon Munchies. Quantities are limited, so plan accordingly!

Snacks and drinks will be available during the following hours:

Friday: 5 pm–8 pm  
Saturday: 9 am–10 pm  
Sunday: 9 am–2 pm

In addition, the suite will remain open until midnight Friday and Saturday nights as a space for socializing.

# Vendors

Our Vendor's Hall will be located on the 12th floor, near the Hospitality Suite (room 1204). Unless they are teaching a class, vendors will be open:

7:00 pm - 9:00 pm Friday  
10:00 am - 6:00 pm Saturday  
10:00 am - 12:00 noon Sunday

Vendors may also be open additional hours, at individual discretion.

As of press time, our vendors are:

## **Stormsister Designs**

Jewelry-making supplies.

## **Golden Knots**

Loren Damewood's hand-crafted knotted wire jewelry, decorative Marlingspike Seamanship rendered in precious metal.

## **Seward Street Studios**

Stained glass and Moneygami - a special type of origami made with intricately-folded dollar bills.

## Don't You Have an Art Show?

Sadly, no. Because we're brand-shiny-new, we couldn't manage to fit in everything we wanted to do, in terms space, time, or staff.

Our goal is to add an "Artists' Alley", a venue for artists to display (and sell) their work, as well as to provide a space for

artists to create and work on their art, while sharing ideas with each other and other convention members. If you'd like to help make that happen, or have suggestions, e-mail us at: [Apollo@MuseCon.org](mailto:Apollo@MuseCon.org)



# Operations

MuseCon Operations is here to help you with whatever it is you need. Our official space is at Registration, but we'll probably spend most of our time roving around. Just look for the mylar balloon and you'll have found us. After Registration hours, or if you can't find the balloon, please call:

312-945-MUSE  
(312-945-6873)

## Security & Safety

---

1. In the event of fire, medical emergency, or other critical situation, please call 911; do not wait for convention staff.
2. Anything illegal outside the convention is illegal inside the convention.
3. Convention membership does not exempt you from complying with hotel rules.
4. Serving alcohol to anyone under the age of 21 will result in immediate revocation of convention membership, and local law enforcement **will** be summoned.
5. This is a family-friendly convention: keep your clothing, costumes, and public behavior within PG standards.
6. Don't be a jerk: practice all the good-behavior skills we learned in grade school.
7. Any item used as a weapon or in a threatening manner will be treated as a weapon and will be confiscated.
8. No real or realistic firearms are permitted. Projectiles, regardless of material or motive force, are prohibited. All other weapons must be peace-bonded and may not be drawn in public areas. If there is a question on the definition of "realistic," please contact Operations for a ruling.
9. If you are required to carry a firearm or other weapon by law or employment policy, please contact Operations at 312-945-6873 immediately upon registering to present your credentials.
10. Play nice with others. This includes respecting personal space, both physical and emotional: "No" means No; if you're asked to back off, do so. Don't touch without asking and receiving permission. If you feel you are being harassed, please contact Operations to report the incident(s).

## Security & Safety

---

11. Respect others' possessions. Ask before touching, and put it back where you found it.
12. Please supervise (or provide supervision for) your children. Although MuseCon is family-friendly, classes and workshops may include the use of sharp or otherwise dangerous tools and materials, and some activities may therefore not be appropriate for participation by all ages.
13. Children are not miniature adults, and their behavior can surprise even their parents; please be understanding. Parents and caretakers of children, please be considerate of the effect of their behavior on others.
14. These policies are not intended to be an exhaustive list. Please use common sense and good manners!

## Kids & Teens

MuseCon's aim is to be a very interactive convention, and we want to extend this approach to our young participants. Although much of our programming is kid-friendly, we need your help in creating an event that can appeal to all ages.

As a new convention, we don't have the resources to offer full childcare, but we also understand that parents want to take part in convention activities. We are therefore asking your help in creating solutions so that both parents and children can enjoy MuseCon.

We've had a variety of ideas already, including providing toys and an area for kids to play, and helping parents set up a cooperative to share child-watching. All of these are good ideas, and we'd like your input to help us decide the best choice(s) and make it happen.

Children are welcome at any activity you think they're capable of (unless otherwise noted). In addition, kids are welcome to accompany adults and listen or quietly occupy themselves, even if they aren't participating.

# S.J. Tucker

## Guest of Honor



## Guest of Honor: S.J. Tucker

*“Without our songs and stories, we are nothing.”*

This one phrase tells you what you need to know about S.J. Tucker. Multi-instrumentalist, road warrior, front woman, songwriter and rallying point; yes, she is all of these things. More than most, though, more than anything, she is a storyteller. She is the voice of lore at the campfire and the sharp laughter of modern myth, a vanguard of the Mythpunk movement with a gypsy Celtic folk rock sound that cannot be ignored. With one hand on her art and the other held out to you, she is songs and stories, community and wit.

A fascinating hybrid of geography and experience, S.J. Tucker is a constant musical journey-woman born to the sticky, mean delta humidity of Dumas, Arkansas. In that same swirling, sweltering air, Tucker’s musical education began at the age of 3 when her grandfather brought home an LP of The Beatles’ *Magical Mystery Tour* and dropped the needle on her Fisher-Price toy record player.

These days she spends 90% of her year on the road, performing at festivals and house concerts with cellist Betsy Tinney, with The Traveling Fates, or with Tricky Pixie, and has not stopped touring since 2004.

A dynamic live performer known for her willingness to follow an evocative ballad with a tune about ninjas or pirates, Tucker is never in danger of taking herself too seriously. Serious talent, however, is a mainstay, with guitar, bodhran (Irish frame drum), and djembe (African drum) regularly in her hands during live shows. She is silly on stage, but not manic; calm, human, and gracious, with her genuine love of music courting and cajoling the audience from song to song.

Her latest release in an astonishing ten-album discography is *Mischief*, released under her name, S.J. Tucker, on July 16, 2010. Silly and reverent at the same time, *Mischief* was literally recorded across the country with friends and colleagues in various tour stops.

No matter the form it takes, music is communication for S.J. Tucker. It is how she tells stories, how she shares lore and myth, how she interacts with the world. Her sincerity and biting, rare talent are couched in her desire to connect and communicate with those who are listening. Indeed, without her songs and stories, she is nothing. With them, she is herself.

# Betsy Tinney

## Special Guest

Betsy Tinney began studying cello at age 9, and has a B.A. in music from Wellesley College. Betsy has played in orchestras, taught cello, and is a member of the New Directions Cello Association, which promotes non-classical cello performance.

Betsy is a founder and key member of Tricky Pixie, and her work can be heard on many of S.J. Tucker's recordings. Betsy

has performed with many other artists, including Vixy & Tony, and Heather Dale. Also a talented composer, Betsy has penned some of S.J.'s most beloved songs, including the fan favorite "Alligator in the House".

Betsy has worked as a technical writer in the computer industry, has raised two children, and breeds and shows Maine Coon cats at her Pinceon cattery.

# Loren Damewood


## Special Guest

Loren Damewood has spent most of his life tying knots. The fascination began with knots his older brother learned in the Navy. While many people would see only string, Loren saw beauty as well. Growing up, he was surrounded by people who constantly made things – tools, decorations – whatever was needed, with whatever was at hand. So it was no surprise that Loren used his knot work as decoration.

The road from fancy knot work in string and rope to the unique jewelry he makes today was not a short one. His first attempts at rings went slowly as he taught himself about working with wire. Loren frequently makes his own tools from chopsticks and coat hangers and even draws his own wire. Loren not only has mastered the art of knotwork in wire, he still works in string and cord, and teaches the creation of intricate knotwork in both fiber and wire.

# Programming

## What do the icons mean?

Music and music-related programming.	<b>Music</b>	
Acting, dancing, and other performing arts that aren't strictly musical.	<b>Performing Arts</b>	
Why yes, some programs could get more than one icon! We've picked one for each item.	<b>Writing</b>	
Tinkering (mostly) with things that blink and go "beep".	<b>Blinkies &amp; Electronics</b>	
Fire and high voltage, oh my! Includes safety seminars.	<b>Dangerous Fun</b>	
2-D and 3-D arts of various kinds, including computerized creativity.	<b>Visual Arts</b>	
At heart, many of us are nerds, and we can't have a convention without science.	<b>Science</b>	
String, hooks, and needles, and the things we make with them.	<b>Knitting &amp; Crochet</b>	
Fabric, weaving, spinning, and all those other wonderful stringy hobbies!	<b>Fiber Arts</b>	
Yes, lots of the other categories are hands-on, too. But we like this icon.	<b>Building &amp; Making</b>	
Activities especially for the kids and the kids-at-heart!	<b>Youth Programs</b>	

## Friday, 2:00 - 3:15 pm



### Recording at Home *Lakeshore*

101

Life's a lot easier these days for those of us who don't have the time, energy, or funds to find a recording studio and an engineer/producer to help us get our music out into the world. Want to learn about affordable gear and digital recording programs that you can use in your coat-closet recording-studio? Learn tricks for getting yourself in the zone to record no matter where you are? Find out where and how to start, and where to go from there? S. J. Tucker and other guerilla musician-producers who conjure credible albums on their own and on the fringe share their knowledge.

*S.J. Tucker, Betsy Tinney, Bill Roper*



### Sewing Patterns Decoded *Carlyle*

102

The pictures on the packet make it look so easy, but once you get them home and unfolded, commercial patterns expect you to know so much that they're not explaining! Bring your own puzzler or use the examples provided.

*Elliot Mason*



### Entrelac Knitting *Edwardian*

103

Entrelac is a knitting technique which creates a diamond pattern of interconnected squares. In this class we will work on a potholder that will give you experience in entrelac basics, including changing colors on each "row" of squares.

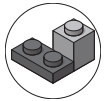
Need to be able to cast-on and knit. Please bring Size 10 or 10.5 straight or circular knitting needles. Also useful: scissors, notebook, pen or pencil, eraser, stitch markers, blunt tapestry needles, flexible tape measure, and an I, J or K crochet hook. Experience with increases, decreases and picking up stitches helpful, but not necessary. Beginner level class. \$6 materials fee.

*Alyre Middleton*

## Friday, 2:00 - 3:15 pm

Open crafting and costuming corner for the kids.  
*Sharon Price*

### Free Play *Leighton*



104

A hands-on workshop to introduce the student to the principles of tying complex two-dimensional knots in precious wire, resulting in a silver bracelet you can wear with pride. \$52 Fee includes silver wire as well as tool loan.

*Loren Damewood*

### Silver Wire Bracelets *Stanford*



105

## Friday, 3:30-4:45 pm

Join us to discuss basic knowledge for participating in public drum circles as well as a chance to jam on some simple rhythms in a group, while you learn to listen and play at the same time. There will be instruments to share, or you can bring your own.  
*Cathy McManamon*

### Drum Circle Etiquette *Lakeshore*



106


Wire. Beads. Crimps. Pliers. Headpins. Earring Backs. Brooke will show you how to take these materials and make a basic bracelet and earrings. A shared pool of basic materials and loaner tools will be provided free of charge.

*Brooke Wiewel*

### Basic Jewelry *Edwardian*



107





## Friday, 3:30 - 4:45 pm



108

### Fire Performance Safety Workshop

Hampton

Fire is beautiful, exciting, and dangerous. K Wiley presents a basic lesson on safety procedures for assisting fire spinning performers in a safe and controlled fashion. Discussion covers proper clothing and safety equipment, communication signals, and step-by-step procedures for fueling, light-up, in-performance monitoring, and careful extinguishing of fire props. Also presented will be case studies and experience-based guidelines for identifying, preparing, and maintaining a safe fire performance environment.

*K Wiley*



109

### Simple Weaving

Leighton

Learn how to weave without buying a loom by creating a placemat. Bring one skein of washable yarn in the color(s) to coordinate in your own home. The placemat will not require the entire skein, but who needs only one placemat?

*Kerry Kuhn*



110

### Build a Birdhouse

Stanford

We have all the parts needed to create a simple cedar birdhouse. Although only about 85 of the hundreds of North American bird species nest in cavities, there is so much competition for natural holes that man-made nest boxes are appreciated by many of them and are an important conservation tool. No fee, but space & materials are limited, so registration is advised.

*Dwayne Forsyth*



## Friday, 3:30 - 4:45 pm

Ever wished you could knit textures and lace without having to constantly stare at your printed pattern to remember where you were? Learn to let your knitting tell you where you are and what to do next. All skill levels welcome. \$9 fee or bring your own work in progress or supplies. (Registration is not required if you bring your own supplies)

*Elliot Mason*

### Reading Your Knitting

Stanford



111

## Friday, 6:30-7:45 pm

Welcome to MuseCon! Come watch Ron, our Chair, babble and make a fool of himself while our staff and Guests of Honor heckle and do other Amusing Things!

*Ron Winsaver, Staff, Guests*

### Opening Ceremonies

Lakeshore



112

Ever had a masochistic urge to know how an accordion works? Or have you had the desire to understand it to perfect your acts of sabotage? Gary "MoFilker" Hanak will try to explain the basic inner workings of this much-maligned instrument.

*Gary Hanak*

### Accordion Basics

Hampton



113

What's a Blinkie, you ask? Why, those cool badges made of circuit boards and LEDs. Never built one before? Don't fear, the blinkie wizards of General Technics are ready to help you build a blinkie—for free! Other blinkie kits are available for upgrade; see the blinkie descriptions on pages 43-47.

*Our Blinkie Overlords*

### Open Blinkie Workshop

Stanford



114

## Friday, 6:30 - 7:45 pm



**Fiber Zoo**  
*Stanford*

115

Sewing machines! Fabric! Spinning and knitting and more! Come and play with us and let your creativity loose!

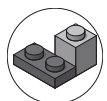
## Friday, 8:00-9:15 pm



**Fire Spinning!**  
*Parking Lot*

116

FIRE & STRINGS is a collaborative project between fire artist/touring musician S. J. Tucker and fire artist/acrobat Kevin K Wiley, which dazzles audiences through a fusing of fire play and improvisational music. Tucker accompanies Wiley's fire play or dances with fire along with Wiley. The essence of Fire & Strings is the interplay between song, dance, theatre, and music; brought together with passion for art and beauty.  
*S.J. Tucker & K Wiley*



**Pajama Meet & Greet**  
*Leighton*

117

Group games and stories, including Doodle While You Dance, Hot Potato, and Telephone. Plus a big tall tale time.



**Open Blinkie Workshop**  
*Stanford*

118

Every year we have a new advanced blinkie to build, and this year is no different. Well, maybe it is, as they have three this year—the dogtag blinkies. Dogtag blinkie kits are \$5 each.

This workshop also includes an open blinkie session with the opportunity to build other blinkies (pgs. 43-47), with the option to customize them with various special LEDs.

*Our Blinkie Overlords*



**Fiber Zoo**  
*Stanford*

119  
16

The Fiber Zoo Continues! Sewing machines! Fabric! Spinning and knitting and more! Come and play with us and let your creativity loose!

## Friday, 9:30 - 10:45 pm

Comprised of artists Katt McConnell, Gabrielle Bates, and Crystal Wolf; Wax Chaotic is a trio of ladies to be reckoned with. Each are talented solo vocalists, musicians, and instrumentalists, so they freely change up instruments and who is singing. The mood of their performances is just as fluid, switching from frenetic energy to infectious humor or heart-wrenching sadness at the drop of a down beat. Although Wax Chaotic most commonly plays folk or filk, they aren't afraid to perform whatever strikes their fancy.

*Wax Chaotic*

Hackerspaces, Makerspaces, and similar movements are changing the way we learn informally. Learn how they're working with schools to update the face of formal education.

Middle Eastern folk dance is at the heart of modern bellydance. This workshop will focus on a style called Khaleeji, from the Arab Emirates, with heavy African influence. The colorful movements of this tribal dance can be learned by the young, old, men, women, anyone! We will begin with a few basic movements, and by the end will have a wonderful group dance with a contemporary Khaleeji song. All you need to bring is a song in your heart! Those wanting to have a more authentic experience may want to bring a long scarf. Come and enjoy a wonderful heartwarming community experience with Khaleeji dance!

*Deborah Jablonski / MUSE Chicago*

We just can't get enough of the Fiber Zoo! Sewing machines! Fabric! Spinning and knitting and more! Come and play with us and let your creativity loose!

**Concert: Wax Chaotic**  
*Lakeshore*



120

**Future of Education**  
*Carlyle*



121

**Khaleeji: Bellydance from the Beginnings**  
*Hampton*



122

**Fiber Zoo**  
*Stanford*



123

## Friday, 10:30 pm - dawn?

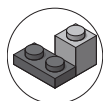


### Open Music Circle

124 Lakeshore

Come one, come all, whether you sing, play an instrument, or just want to listen to the wonderful music. At times we'll be jamming, at times we'll all be listening to a wonderful number. A bit of filk, a bit of folk, a bit of rock...all are welcome here. Whether it's your first time, or you're an old hand, come and participate.

## Saturday, 9:00-10:15 am



### Youth Swim Pool

201

Time to throw the kids in the pool! Big kids welcome, too.  
**No lifeguard on duty! You must provide supervision for your kids!**



### Interplay Games

202

Lakeshore

InterPlay is an active, creative approach to unlocking the wisdom of the body. It is based on a series of incremental "forms" that lead participants to movements and stories, silence and song, wisdom and ease, and lots of laughter! You don't have to think of yourself as creative in order to do InterPlay, that part can be easily taught. We get too much criticism in our lives, let's spend more time in the warm bath of acceptance! Wear loose, comfortable clothing.  
*Celia Swanson*



### Lichtenberg Figures: The Art of Captured Lightning

203

Carlyle

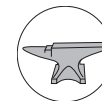
The art of Captured Lightning: Lichtenberg figures are the patterns left behind by lightning strikes on various surfaces (even people!). Other high-voltage discharges can produce the same patterns on a smaller scale. We will discuss how a particle accelerator can be used to make these figures in thick acrylic plastic, and will have several examples. We will also have produce small Lichtenberg figures using thin plastic and a gas grill starter.  
*Todd Johnson*

## Saturday, 9:00 - 10:15 am

Ever want to shoot your own rocket? We've found a fun way to do it that is safe **for all ages**. Come in and let us show you how to sand, color, and launch your very own rocket in the space derby, then we'll race our rockets in the Lakeshore ballroom at lunchtime. \$7 material fee.  
*Josh Esler*

### Space Derby Rocket Build

Edwardian



204

Bring a uke if you've got one; borrow one if you don't. Beginners and total newbies welcome. Also seasoned players, torch singers, recovering guitarists, Hawaiians, and hipsters wearing small hats. Let's show our love for the musical instrument Krusty the Klown calls "the thinking man's violin."  
*Moebius Theatre, Peter Alway, Bill Higgins*

### Ukelele Summit

Hampton



205

Construct 3D art using only paper, scissors, and glue. This class is designed for the beginner. We will provide the printed sheets to cut and assemble. Kids welcome, but should be accompanied by an adult if under 10, and need fairly good "scissor skills". Some scissors will be available, or bring your own.  
*Wendy Richardson*

### Papercraft I

Leighton



206

What's a Blinkie you ask? Why, those cool badges made of circuit boards and LEDs. Never built one before? Don't fear, the blinkie wizards of General Technics are ready to help you build a blinkie-for free! Other blinkie kits are available for upgrade, see the descriptions of all the blinkies on pages 43-47.  
*Our Blinkie Overlords*

### Free Blinkie Workshop

Stanford



207

## Saturday, 9:00 - 10:15 am

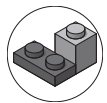


208

### Knitting 101 Basics to Live By *Stanford*

Come see the difference between knit and purl, and find out that you can make it look easy, too! We'll provide the tools for an \$8 material fee; all you need is two hands and a smile.  
*Lizzie Crowe*

## Saturday, 10:30-11:45 am



209

### Post-Swim Breakfast *Hospitality Suite*

Now that the kids have gotten their early-morning exercise in the pool, it's time for breakfast! We'll have a variety of kid-friendly breakfast food in the Hospitality Suite (room 1204).



210

### Show and Tell *Lakeshore*

You will have two minutes on stage to show off your creation. Tell a little about the technique, the materials, or the artistic choices. Any medium is fair game: singing a verse of a song you wrote, show off your fiber, metal, or wood creation, display a painting, or wear your costuming work. Complete Show & Tell guidelines will be available in the Fiber Arts section of the Stanford workshop room.  
*Rachel Tucker, Teresa Gundersen*



211

### Community Creative Spaces *Carlyle*

Your creativity is being stifled! Does your landlord, room-mate, or spouse have issues with your forge? Not able to find anyone who can help or answer your questions? Don't have the tools or space you need for your dream project? We have the solution! Learn about coworking, hacklab, creative space, hacker-space, and makerspace, and cool places like Sector67, Bucketworks, Workshop88, PumpStationOne, and i3Detroit. We will have representatives of some groups to tell us about themselves, their history, and what they offer to the community.  
*Dwayne Foryth, et al*

## Saturday, 10:30 - 11:45 am

A planisphere is a simple device for creating a star chart for any time or date. It will help you identify the brightest constellations and predict when they will be visible. You can assemble cardstock, plastic transparency, and a brass fastener into a simple relative of the astrolabe. No charge, but please register to ensure space and materials.  
*Peter Alway*

How do you prepare to go onstage? Warmups, getting gear ready, getting your mind in the right place? From rehearsal, to planning your show, to those last crazy few moments before you go on, there is a lot to do before you perform. The presenters will talk about what they do, and then help you with your process  
*Eric Coleman, S.J. Tucker*

Our panelists share their favorite stories of buying craft materials at non-crafty stores, and the hilarity that can ensue from staff confusion. Bring your own tales of scrounging, hacks, and improvisation!  
*Elliot Mason, Todd Johnson, Mary Lynn Skirvin*

The Tron look—the fun games, the amazing graphics, and the intense colors. Step on in and I'll show you how to take your boring everyday laptop bag and make it look like something from the movies. You'll learn how to solder and decorate your bag with EL wire. Please bring your own bag; \$16 materials fee includes wire kit & loan of tools.  
*Josh Erler*

### Make a Star-Finder *Edwardian*



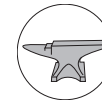
212

### Performance Preparation *Hampton*



213

### You're Making WHAT With That? *Leighton*



214

### Decorating with EL Wire *Stanford*



215

## Saturday, 10:30 - 11:45 am



216

### Knitting 201: A Cunning Hat

Stanford

You know him, you love him, and now you too can sport the cunning hat of one Jayne Cobb! This guided project teaches you how to easily change colors mid-project, how to attach earflaps to a hat, and how to make pom pom hat toppers!

\$21 fee includes two set of needles (one set of double pointed, one set of round needles), & three balls of yarn in three different colors.

Must know how to: knit and purl.  
Lizzie Crowe

## Saturday, Noon-1:15 pm



217

### Space Derby Race

Lakeshore

We'll race the rockets built in the 9:00 am Space Derby Rocket Build session!

Josh Erlar

## Saturday, 1:30-2:45 pm



218

### Improv. Games for Performance

Lakeshore

Serious teachers of the theatre arts use exercises to help actors hone their skills at concentration, ensemble work and character development. That's not happening here. This is a workshop on funny stuff! Come play the games that get laughs at The Second City and make for a pretty silly afternoon at MuseCon with Moebius Theatre.

Moebius Theatre



# Friday Programming

	Other	Lakeshore	Carlyle	Edwardian	Hampton	Leighton	Stanford
2:00-3:15		101: Recording at Home	102: Sewing Patterns	103: Entrelac Knitting		104: Free Play	105: Silver Wire Bracelets
3:30-4:45		106: Drum Circle Etiquette		107: Basic Jewelry	108: Fire Safety Training	109: Simple Weaving	110: Build a Birdhouse
5:00-6:15		Dinner Break					
6:30-7:45		112: Opening Ceremonies			113: Accordion Basics		114: Open Blinkyies
8:00-9:15	116: Fire Spinning					117: Pajama Meet & Greet	118: Open Blinkyies
9:30-10:45		120: Wax Chaotic Concert	121: Future of Education		122: Khaleeji Dance		119: Fiber Zoo
10:30-?		124: Open Music Circle					123: Fiber Zoo

# Saturday Programming

	<i>Other</i>	<i>Lakeshore</i>	<i>Carlisle</i>	<i>Edwardian</i>	<i>Hampton</i>	<i>Leighton</i>	<i>Stanford</i>	
9:00-10:15	201: Youth Swim	202: Interplay Games	203: Lichtenberg Figures	204: Space Derby Rocket Build	205: Ukelele Summit	206: Papercraft 1	207: Free Blinkie Workshop	208: Knitting 101: Basics to Live By
10:30-11:45	209: Post-Swim Breakfast	210: Show & Tell	211: Commnity Creative Spaces	212: Make a Star-Finder	213: Performance Prep	214: You're Making <b>What</b> With That?	215: Decorating w/EL Wire	216: Knitting 201: A Cunning Hat
Noon-1:15	Lunch Break & 217: Space Race (Lakeshore)							
1:30-2:45		218: Improvisation Games for Performance	219: Basic & Inter- mediate Poi Manipulation	220: Building & Flying Model Rockets 1	221: DADGAD (Guitar Tuning) Workshop	222: Costume/Wig/ Mask Making	223: Ask the Blinkie Guys	224: Basic Crochet
3:00-4:15		225: Beginning Mountain Dulcimer	226: Digital Photo Terms & Equipment	227: Intro. Animal/ Figure Drawing	228: Write a Comedy Sketch	229: Glow-in-the- Dark Dance		230: Open Spinning
4:30-5:45		231: Coleman/ Crowe Wedding	232: Photoshop Leg Up	233: Curtis Glatter Concert	234: KABOOM!		235: Advanced Blinkies	236: Looks Scary But Isn't (Intermediate Knitting)
6:00-7:15	Dinner Break							
7:30-8:45	237: Parking Lot Astronomy	238: Concert Sound Workshop	239: InDesign vs. MS-Word	240: Stealing The Blues	241: Basic Jewelry	242: Story & Puppet Workshop	243: Advanced Blinkies	244: Mini-Quilt
9:00-10:15		245: SJ Tucker Concert	246: <i>Processing</i> for Artists/ Programmers	247: Stained Glass Demo		248: Pillow Fight & Story-Sharing		
10:30-?		249: Open Music Circle						

**Saturday, 1:30 - 2:45 pm**



**Basic & Intermediate Poi Manipulation**  
*Carlyle*

219

Poi is an art combining dance and juggling that has grown very popular in the last decade. Kevin Wiley has been teaching and performing professionally for over 10 years, and will offer instruction in the arts of spinning poi for beginners and intermediate students. Only eight students can be accepted, so please register for the class. Practice poi will be available for loan or for sale.  
*K Wiley*



**Building & Flying Model Rockets Part 1**  
*Edwardian*

220

We will build two model rockets, each having a different recovery system. Along the way we will learn how rockets and their recovery systems work. \$19 Fee includes two model rocket kits, engines, and building supplies.  
  
Ages 8 and up. Note: under age 10 need parental supervision.

The workshop portion will continue on Sunday at 10:30, still looking for a launch site for a field trip...  
*Robert Alway*



**DADGAD (Guitar Tuning) Workshop**  
*Hampton*

221

Learn the basics of this intriguing alternate tuning from someone who plays it almost exclusively. Tom Jeffers will work through the basics of DADGAD chording, and why you would chose it over standard tuning. With his latest acquisition, a doubleneck guitar, Tom can also demonstrate how DADGAD can enrich a song compared to standard tuning.  
*Tom Jeffers*



**Costume, Wig & Mask-Making**  
*Leighton*

222

What kid (even a grownup one) doesn't love dressing up as someone, or something else? We'll have supplies for the kids to put together their own fun wigs, masks, and costumes.

**Sunday Program**

Sunday 9:00-10:15	Other	Lakeshore 301: Boom-whacker Basics 309: Jamming Workshop	Carlyle 302: DSLR Photography 310: Instant Apps-Just Add Code	Edwardian 303: World Building for Pandorn	Hampton 304: That's Not Garbage! 308: Build & Fly Model Rockets 2.1	Leighton 305: Snowball Fight & Games 311: Build a (Paper) Village	Stanford 306: Intro. to Painting Miniatures 312: I Void War-ranties	307: Leather Sewing Basics 313: Sewing Machine Anatomy
Noon-1:15		314: Song, Voice, & Energy	315: Suburban Beekeeping			316: Cleaner Living Through Chemistry	317: Open Blinkie Workshop	318: Papercraft 2
1:30-2:45		319: No Wrong Notes	320: Touched by Muses			321: Godzilla Storm	322: Build a Birdhouse	323: Fiber Zoo
3-4:15		324: Closing Ceremonies/Feedback						

## Saturday, 1:30 - 2:45 pm



223

### Ask the Blinkie Guys *Stanford*

Dale and Dwayne have been designing, prototyping, and commissioning small production runs of simple embedded circuits known as "Blinkies" for 7 years. They will give a quick overview of the blinkie design process, then dive into any topic you choose. Topics may include circuit board design, sourcing parts, prototype vs. small batch run cost, PIC programming, selling on the web, current projects on the desk, future designs, etc.  
*Dale Sulak, Dwayne Foryth*



224

### Basic Crochet *Stanford*

Amigurumi is the art of crocheting small animals or toys. In this hands-on session, we will learn some basic crochet stitches and work on a cute little critter (several different patterns will be available). Some materials will be provided, but if you have a favorite pattern, crochet hook and/or yarn, bring it along. Kids are welcome, but may get frustrated.  
*Wendy Richardson*

## Saturday, 3:00-4:15 pm



225

### Beginning Mountain Dulcimer *Lakeshore*

Learn to play the Mountain dulcimer in DAA tuning, starting with Melody-drone style, basic chording, and introducing melody-chord style.

NOTE: Registration is only required if you need to borrow an instrument. If you have your own dulcimer, bring it and you've got a spot in the class.

*Peter Alway*



## Saturday, 3:00 - 4:15 pm

What are Megapixels? Do I want lots of them? What does ISO mean? Focal Length? HELP! I'm so confused! Don't panic, in this presentation we'll discuss basic digital photography equipment and the vocabulary you need to make sense of it all.

Session #302, DSLR Photography, is a good follow-up workshop.  
*Ron Winsauer*

Drawing animals and humans requires distinctly different skill sets. Animals are the simpler of the two, believe it or not. Your artist-on-deck, Mary Lynn Skirvin will provide paper and pencils and will demonstrate a variety of techniques used in planning and execution of drawings featuring fantasy animals, human anatomy, and facial features. If time permits, we will also cover long hair and the basics of folds and wrinkles in clothing. Emphasis will be placed on problem-solving. All are welcome to come try their hand. No critics allowed! Bring only your creativity. Drawing paper and pencils will be provided free of charge.

*Mary Lynn Skirvin*

The page is blank and the clock is ticking. Can you and your cohorts take an opening line and churn out a script in just 75 minutes? And make it funny? Sure you can (or die trying)! Let Moebius Theatre guide you through the process of building a scene, creating characters, establishing a relationship, writing dialog, and making revisions while your hair's on fire.

*Moebius Theatre*



226

### Digital Photo Terms & Equipment *Carlyle*



227

### Introductory Animal & Figure Drawing *Edwardian*

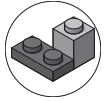


228

### Write a Comedy Sketch *Hampton*



## Saturday, 3:00 - 4:15 pm



### Glow-in-the-Dark Dance

Leighton

229

Not just a dance, a glow-in-the-dark dance! Jump, jive, and have a good time under the black lights!



### Open Spinning

Stanford

230

Come for demonstrations, basic tutoring and hands-on use of spinning wheels and drop spindles. People are encouraged to bring their own wheels or spindles and get tutoring or try the ones we provide. Bring your own fiber, or play with some we'll provide.

*Alyre Middleton*

## Saturday, 4:30-5:45 pm



### Coleman/Crowe Wedding

Lakeshore

231

Come join us in celebration! Nearly one year to the day of beginning their journey together at MuseCon 0, Eric Coleman and Lizzie Crowe invite you to join the fun as they join their lives together. Come as you are or all dolled up, we hope to see you there!

*Eric Coleman, Lizzie Crowe*



### Photoshop Leg Up

Carlyle

232

So you got your paws on Photoshop, but beyond having a bash at playing with the filter gallery, you don't have a clue how to do anything with it? Let's fix that! This panel will concentrate on opening up some of the secrets of Photoshop and solving problems that novice users commonly encounter. Emphasis will be placed on adjusting and tweaking layers, brushes, tools, and colors, and getting real results in projects such as digital painting and photo alteration.

*Mary Lynn Skirvin*

## Saturday, 4:30 - 5:45 pm

Curtis Glatter is a long-time musician and maker, and has found a way to creatively combine percussion and computers in a unique mixture. Using samples prepared for the performance and also gleaned from other musicians on the spot, Curtis demonstrates how to combine computers with standard acoustic instruments. Create and make with Curtis as you learn to play the computer as a musical instrument.

*Curtis Glatter*

Join us for Mary's Mad Science. Last year we saw the hair-raising effects of a Van de Graaff Generator, a demo of Lenz's law, eddy currents defying gravity, a Stirling engine running off the heat of hands, and everyone got a lesson on how to throw cards over 40 feet. Who knows what Mary has planned for us this year, but she encourages everyone to bring a pack of playing cards!

*Mary and her Merry Minions*

Every year we have a new advanced blinkie to build, and this year is no different. We have the Alligator Blinkie, (page 43), especially commissioned to commemorate our Guest of Honor, S.J. Tucker! Alligator blinkie kits are \$10.

This workshop also includes an open blinkie session with the opportunity to build the other blinkies shown on pages 43-47, with the option to customize them with various special LEDs.

*Our Blinkie Overlords*

**Concert:  
Curtis  
Glatter**

*Edwardian*



233

**The  
KABOOM!  
Show**

*Hampton*



234

**Advanced  
Blinkie  
Workshop**

*Stanford*



235

## Saturday, 4:30 - 5:45 pm



236

### **Looks Scary but ISN'T: Intermediate Knitting** *Stanford*

Many people say they're intimidated by double-pointed needles or by charted lace patterns. If you already know how to cast on, knit, purl, and decrease, we will help you get started on these techniques and demonstrate that they're Just Not That Big a Deal. Bring one set of DPNs, one set of straight (or circular) needles, and at least one skein of suitable yarn. Loaner equipment will be available for up to ten participants, please specify if you need to borrow equipment when registering.  
*Rachel Tucker*

## Saturday, 7:30-8:45 pm



237

### **Parking Lot Astronomy** *Parking Lot*

Peter will have his 8-inch reflector telescope in the parking lot to show you the moon and, if conditions are right (the sky is clear enough to see stars), Saturn. If it's clear enough for you to see the moon with your naked eye, it will be good enough for the telescope.  
*Peter Alway*



238

### **Concert Sound Work- shop** *Lakeshore*

Successful conventions don't rely on hotel services for audio, especially when it comes to setting up for concerts, masquerades, and other special events. Dave Ifversen and Bill Roper, tech services gurus for much of Chicago-area fandom, will show you how to do it.  
*Dave Ifversen, Bill Roper*



239

### **Word is Not a Layout Tool! Intro. to InDesign** *Carlyle*

MuseCon's Publications Editor pontificates on her preferred page-preparation program: Adobe InDesign. This class gives an overview of InDesign basics—document setup, page formatting, and clever text tricks.  
*Liana Winsauer*

32

## Saturday, 4:30 - 5:45 pm

When it comes to developing a song idea in a hurry, many of us borrow an existing tune, via parody or in keeping with the tradition of "folk process". This session will take the next step and attempt to aid creativity by appropriating an entire genre. The basics of Blues music and lyrics are highly structured. See how they provide a framework that can be used to kickstart a song's development.  
*Phil Mills, Tom Jeffers*

Wire. Beads. Crimps. Pliers. Headpins. Earring Backs. We'll show you how to take these materials and make a basic bracelet and earrings. A shared pool of basic materials and loaner tools will be provided free of charge.  
*Brooke Wiewel*

We'll make sock puppets, and stories to go with them!  
*Jabber Wocky*

The advanced blinkie workshop continues. See the Saturday 6:00 pm session description for details.  
*Our Blinkie Overlords*

Use heat-fusing techniques to applique a 10-inch square mini-quilt inspired by the Firefly-verse. \$11 Fee includes fabric, quilt batting, thread, and heat-fusing media. Please bring a sharp pair of small scissors and a thimble that fits you.

Ages 12 and up.  
*Margaret Middleton*

### **Stealing The Blues** *Edwardian*



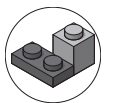
240

### **Basic Jewelry** *Hampton*



241

### **Story & Puppet Workshop** *Leighton*



242

### **Advanced Blinkie Workshop** *Stanford*



243

### **Mini-Quilt** *Stanford*



244

33

## Saturday, 9:00 - 10:15 pm



245

### Concert: S.J. Tucker *Lakeshore*

Join our Guest of Honor as she weaves Celtic gypsy fantasy blues and magic in a concert that could contain anything from alligators to ninjas to....? It's sure to be a fantastic show—and remember, there's always room for cello!  
*S.J. Tucker, Betsy Tinney*



246

### Processing for Artists & Programmers *Carlyle*

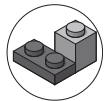
An introduction to the open source *Processing* digital creativity programming platform. Covered are the basic language concepts, the creative use of randomness, recursion techniques, art from sound, and more. Feel free to bring your computer with *Processing* installed ([processing.org](http://processing.org)) so that you can create your own programs in real time.  
*Jim Plaxco*



247

### Stained Glass Demo *Edwardian*

Deb will demonstrate the creation of a stained glass suncatcher, from start to finish. While this is not a hands-on demo, there will be opportunities for individuals from the audience to try their hands at cutting, foiling, and soldering.  
*Deb Koriba*



248

### Storytelling Time and Pillow Fight *Leighton*

What do kids like to do at bedtime? Certainly not go to sleep! We'll indulge them with a pillow fight, and some storytelling.

## Saturday, 10:30-dawn?



249

### Saturday Open Circle *Lakeshore*

Come one, come all, whether you sing, play an instrument, or just want to listen to the wonderful music. At times we'll be jamming, at times we'll all be listening to a wonderful number. A bit of filk, a bit of folk, a bit of rock...all are welcome here. Whether it's your first time, or you're an old hand, come and participate.

## Sunday, 9:00 - 10:15 am

Whack colorful musical tubes on various surfaces and objects (but not people!) while painlessly learning some basic music theory. Play creative games, accompany songs, and learn to improvise Boomwhacker arrangements for any piece of music. The only skill required is being able to count to four, so all ages are welcome.  
*Cathy McManamon*

Do you have a DSLR and want to take it out of automatic mode? This is the workshop for you. We will explore the basics of exposure and lighting during this hands-on learning session. Bring your DSLR and we'll learn together.  
*Richard France*

Re-Purposing Common Materials: Come to this round-robin workshop to share your fun and creative ways to reuse stuff we normally toss in the trash or recycling bin. Projects include soda bottle terrariums, newspaper wrap cat toys and plastic bag string.  
*Penelope Skrzynski, Todd Johnson*

Did you know bath scrubbies make pretty good snowballs? Neither did we! Not interested in a snowball fight? How about a game of Cranium or Hulabaloo?

What would your ideal fannish world be like? What would need to change to create that better world for us and future generations of fans? How could we start to make that happen? Begin developing your strategic plan with us.

Note: This discussion runs through the next time slot until 11:45 am.  
*Jane Garthson*

### Boomwhacker Basics *Lakeshore*



301

### DSLR Photography *Carlyle*



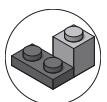
302

### That's Not Garbage! *Hampton*



304

### Snowball Fight, & Games *Leighton*



305

### World Building for Fandom *Edwardian*



303

## Sunday, 9:00 - 10:15 am



306

### Beginning Miniature Painting

Stanford

In this workshop, participants will learn basic techniques for painting 25- and 28-mm (about 1" tall) fantasy wargaming miniatures by painting their own miniature. Advanced techniques can be discussed if time allows. A selection of miniatures will be provided for participants to choose from. \$5 materials fee covers the miniature, as well as use of paint and brushes.

Paints to be used are water-based acrylics, but please plan accordingly and wear appropriate clothing (a limited number of aprons may be available). For ages 12 and up.

*Robin Winsaver*



307

### Leather Sewing Basics

Stanford

Learn the basics of hand-sewing leather by making your own keychain. All materials and supplies for a basic keyring will be provided free of charge; fancy decorations for the keychains will be available for purchase during class (\$4.00-\$7.00). As various sharp and pointy tools will be used, participants should be age 10 and up.

*Liana Winsaver*

## Sunday, 10:30-11:45 am



308

### Building & Flying Model Rockets Part 2

Hampton

You built your model rocket on Saturday; now, if possible, we'll launch them! Ages 8 and up. Note: under age 10 need parental supervision.

We'll meet in Hampton for a pre-launch check, and then, we'll go out and launch!

Note: Our first launch site fell through, we're working on finding a new one.

*Robert Alway*

## Sunday, 10:30 - 11:45 am

In addition to singalongs and music circles, musicians also participate in musical conversations known as a jam session. It may seem like a free-for-all or a place for players to show off fancy licks, but it's actually governed by some traditional points of etiquette which give everyone a chance to play both supportive and expressive roles. We'll explore jamming, singalongs, jamalongs, filk-jam, ostinato, improv, alternate tunings, and other delightful musical mysteries.

*Barry Childs Helton*

A short presentation, followed by Q&A, on the lifecycle of an iOS (iPhone/iPod/iPad) application. The focus will be on interactions with Apple and all the things a developer needs to do outside of the actual creation of a program. This is a loosely structured session. If you want it to be interactive please bring questions!

*Phil Mills*

I think the title just about says it all. You might want to look at the Godzilla Stomp item at noon before you get too attached to that village, though...

"No user-servicable parts inside" isn't a warning, it's a challenge! We provide the electronics and the tools, you get to void the warranties. Disassemble a widget, and see what makes it tick.

*Dale Sulak*

Get to see the guts of these really useful tools. Elliot will demystify their workings and show you what parts are fixable at home, which should really only be touched by professionals, and how to tell a lemon from a great \$20 thrift store find.

*Elliot Mason*

### Jamming Workshop

Lakeshore



309

### Instant App — Just Add Code

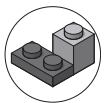
Carlisle



310

### Build a (Paper) Village

Leighton



311

### I Void Warranties

Stanford



312

### Anatomy of a Sewing Machine

Stanford



313

## Sunday, Noon - 1:15 pm

---



314

### **Song, Voice, & Energy** *Lakeshore*

Music is present in everything: from the tiniest atom to the busiest planet, and it has the power to change lives; to heal or to conjure; to stoke the fire of revolution; to ease the passing of those in pain. But how do we find it within ourselves, especially if we've never tried to find it before? What is it, for instance, that makes a lullaby work? Through warm-ups, singing, and basic energy work, join S.J. for an improvisational experiment in what makes music tick, and what makes it work for each of us.

*S.J. Tucker*



315

### **Suburban Beekeeping** *Carlyle*

Honeybees happily buzz about cities and suburbs, pollinating our flowers, fruits, & vegetables. Learn about beekeeping in your backyard. This presentation won't teach you everything you need to know to become a beekeeper, but it's an introduction. We'll cover common types of hives, equipment, and the basics of the beekeeping year.

*Ron Winsauer*



316

### **Cleaner Living Through Chemistry** *Leighton*

Learn about polymer chemistry while making your very own hand sanitizer. You can personalize it with scent before adding the magic ingredient that makes it gel. Open to all-under 12s please bring an adult.

*Angela Karash and her Minions*



317

### **Open Blinkie Workshop** *Stanford*

What's a Blinkie, you ask? Why, those cool badges made of circuit boards and LEDs. Never built one before? Don't fear, the blinkie wizards of General Technics are ready to help you build a blinkie—for free! Other blinkie kits are available for upgrade; see the descriptions on pages 43-47.

*Our Blinkie Overlords*

## Sunday, Noon - 1:15 pm

---

Papercraft 1 is NOT a prerequisite for this session. We will be working on more complicated objects, and most kids will get frustrated by the degree of precision needed. We will discuss things to watch out for, and a handout will be provided so you can continue after the session. You will begin to cut and assemble, but will probably need to finish on your own.

*Wendy Richardson*

### **Papercraft 2** *Stanford*



318

## Sunday, 1:30-2:45 pm

---

Music Improvisation for everybody! This playshop introduces simple, game-like improvisation techniques to have you creating high-quality music immediately, even if you don't think you're a musician. Why should you learn to improvise?

It's a great way to kick-start all kinds of creativity, it helps get rid of performance anxiety, it helps you learn to play with other people, it encourages you to get outside your box, it's a great way to express the music inside of you, it teaches you to listen like nothing else, and mostly it's a whole lot of fun. Bring instruments if you have them (lots of hand percussion and Boomwhackers will be available), your body, voice, and your sense of playfulness; leave with techniques to immediately increase your creativity. All instruments, all experience levels, and all styles of music are welcome, even if you've never played music in your life you can't play any wrong notes! Visual artists, writers, dancers, and all creative folks will enjoy the cross-training! Sally is a certified Music for People guided music improvisation facilitator.

*Sally Childs-Helton*

### **No Wrong Notes** *Lakeshore*



319

## Sunday, 1:30 - 2:45 pm



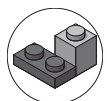
320

### Touched By Muses

Carlyle

Two Chicagoans Touched by Muses: The Prophet of Do-It-Yourselfness and the Ham Who Opened the Universe. Musecon celebrates a tradition of hands-on creativity that has a long history in Chicago. Step back a century with Bill Higgins to examine two inspirational examples. Henry Haven Windsor founded the *Popular Mechanics* publishing empire to feed the hunger of millions of readers for plans, tips, inventions, and science. Years later, in his spare time, and on a shoe-string budget, Grote Reber assembled an enormous electronic contraption in his mother's backyard that would change science forever.

*Bill Higgins*



321

### Godzilla Stomp

Leighton

Remember that (paper) village? It's stompin' time! Bwah ha ha ha ha, mindless destruction!



322

### Build a Birdhouse

Stanford

We have all the parts needed to create a simple cedar birdhouse. Although only about 85 of the hundreds of North American bird species nest in cavities, there is so much competition for natural holes that man-made nest boxes are appreciated by many of them and are an important conservation tool. No fee, but limited space and materials, so registration is advised.

*Dwayne Forsyth*



323

### Fiber Zoo

Stanford

Sewing machines! Fabric! Spinning and knitting and more! Come play with us and let your creativity loose!

## Sunday, 3:00 - 4:15 pm

MuseCon has been fun, but now it's time to show off what we've learned, give input on what we've enjoyed, what Musecon need to work on, and to say goodbye...until next year!

*Ron Winsaver, Staff, Guests*

### Closing Ceremonies & Feedback

Lakeshore



324

## Mobile Programming

Mobile Programming teachers will be wandering the convention teaching mini-classes, where- and whenever you find them (within reason!), on fun and easy topics. Please check the signage near Registration, the 2nd floor elevator area, and near the Hospitality Suite for information on when and how to find Mobile Programming instructors. The Mobile Programming we're expecting includes:

The crane is a classic example of Japanese paper-folding because it is both simple and incredibly educational. Learn the basic folds and moves of origami while making either a 'traditional' or a 'flappy-wing' crane. Materials provided, or bring your own paper.

*Elliot Mason*

Learn how to fold a big-mouthed paper Snapdragon/SMOF puppet.

*Lisa Golladay*

Plain white string will be freely distributed, along with simple fixtures. Learn to use these and turn a turks-head knot into wearable art.

*Loren Damewood*

Learn the principles of tying simple knots in precious wire while making a pair of eye-catching earrings. (Note: nominal donation to cover materials will be accepted)

*Loren Damewood*

### Origami Cranes



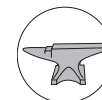
### Origami Puppets



### Rope Bracelets



### Wire Earrings





The Longest Running Relaxacon\* in the Midwest  
**ChamBanaCon 41**

November 25 – 27, 2011  
 Holiday Inn and Convention Center  
 1001 Killarney Street  
 Urbana, Illinois 61801-1036  
 (Rooms: \$90/night – Room block cut off November 14, 2011)

GoH: Geoffrey Landis and Mary Turzillo  
 Fan GoH: Ray Van Tilberg  
 Toastmaster: Tom Smith

Visit our website at [www.chambanacon.org](http://www.chambanacon.org) for more info!

\* SMOFing, Sleeping, SMOFing, Eating, SMOFing, Filking, SMOFing, Relaxing, and – did we mention: SMOFing!

# Blinkies

What's a Blinky, you ask? Why, those cool badges made of circuit boards and LEDs. There's a free beginner blinkie building session in Stanford on Saturday from 9:00–10:15 am featuring the basic 4-LED blinkie, and the blinkie guys will be in the room at other times with the additional kits shown here for purchase.

Most of the blinkies have an IR emitter and receiver for two-way communication with other blinkie boards.

Some blinkies use single-color (mono) LEDs, bi-color LEDs, or LEDs that can display red, green, or blue (RGB). Options and specifications available in blinkie workshop sessions.

## New Blinkies!

### The Gator

The Alligator Blinky was specially commissioned to honor our Guest of Honor, SJ Tucker! A special thanks to MSkirvin for the artwork!

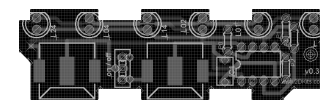
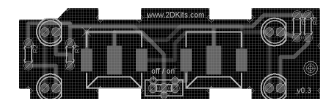



The Gator's snarly, toothy grin lights up with 15 LEDs, whilst it stares you down with an RGB LED eye. And lest you think that's all, it talks to any nearby gators with an IR-equipped tail.

You know you want one in *your* house. :-)  
*Intermediate skill level*

### The Dog Tag Blinkies


The Dog Tags are an easy-to-build set of blinkies that you can wear with a lanyard or a chain. Any guesses why we decided to call them the Dog Tag Blinkies?



But wait, it gets better. You can pick one of three designs: 2-RGB, Simple 4, or 6 -LED. What could be better?

*Beginner skill level*

## Beginner Skill Level Blinkyies




### 4-RGB

Dwayne found a closeout on some very nice square RGB LEDs and created a prototype to show off. The plan convinced Dale it was worth the investment to buy the LEDs. This is a 1.4" by 2.2" circuit board with 4 RGB or single-color LEDs that will display various user-selectable patterns.


### Dogtag Series

See "New Blinkyies" section for descriptions of the 2-RGB, Simple 4-LED, and 6-LED Dogtag blinkyies.



### Simple 4-LED

We picked up some special LEDs with a built-in flasher chip and were so impressed that we created a simple board around them. This is a 1.5" by 1.5" circuit board that can be worn as a pin.




### 6-LED Circle

This is a 2.0" by 2.5" circuit board that can be worn as a pin, with 6 single- or bi-color LEDs that will display various user-selectable patterns.

## Intermediate Skill Level Blinkyies


### 19-LED Circle

This 1.8" by 2.6" board has 19 mono- or bi-color LEDs arranged in a circle that will display various user-selectable patterns or text messages.



### 12-LED Circle

We always try to support different skill levels; this time we think we nailed them all with a single design. Starting with a 3-inch circle, we placed 12 LEDs around the edge, a very easy design to solder.




Looking for more of a challenge? We have boards with 5mm holes that allow the LEDs to be seen from both sides, after bending the LED legs. Finally, Dale wanted the option of larger (10mm) LEDs, so we added support for them too!

### 19-LED Stick

Dale asked "how many LEDs can you put in a line using the 8-pin PIC chip?" and the answer was the 19-LED Stick. It's a 1.0" by 8.25" circuit board with a hole for hanging from a lanyard. It has 19 single-color LEDs that will display various user-selectable patterns.


### 14 RGB LED Stick

The 19-LED Stick has proved to be very popular and Dwayne wanted to improve on the design. The result is the 14-RGB Stick. It's a 1.0" by 8.25" circuit board with a hole for hanging from a lanyard, with 14 RGB LEDs that will display various user-selectable patterns.





## Intermediate Skill Level Blinkies



### 3x3 Matrix

Dwayne found a way to squeeze a little more out of the 8 pin PIC (12F683), and the 3x3 Matrix Blinky was created.


This is a 2.1" by 3.2" circuit board, with 9 single or bi-color LEDs that will display various user-selectable patterns. One of the special features of the 3x3 is the 5 push buttons. Why 5 push buttons? Because Dwayne could – he's still contemplating what he wants them to do.

### The Gator

See the "New Blinkies" section for a description of our special S.J. Tucker Alligator blinkie.

## Advanced Skill Level

*Advanced skill level – for people with some soldering skills or who have soldered a few projects or boards before.*



### 24-LED Sphere


Looking for something **really** spectacular? Two 12-LED Circles (Intermediate skill level) can interlock, forming a **3-dimensional sphere** of 24 LEDs. This design has two buttons to select the pattern.

## Advanced Skill Level Blinkies

### 5x7 Matrix

This is a 1.8" by 2.95" circuit board that can be worn as a pin, with 35 single- or bi-color LEDs that will display various user-selectable patterns and text messages.


One of the special features of the 5x7 is the ability to customize the first scrolling text message.



### 16x8 Matrix

After designing the 5x7 Matrix, Dwayne wanted to do something bigger. He had to overcome two problems; first, the limits of the PIC chip, already strained by the demands of the 5x7 Matrix; and second, how long it might take to solder all those LEDs.

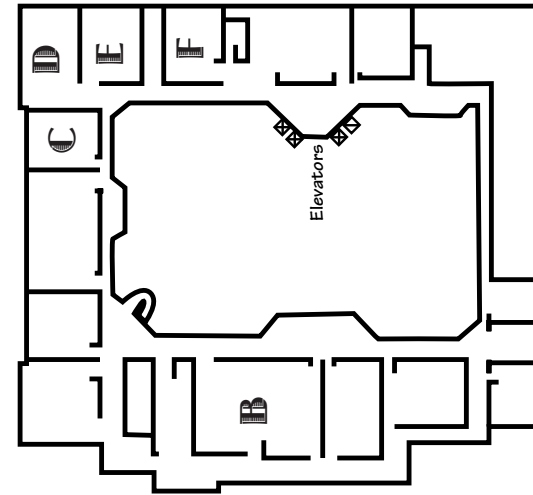
After searching the globe, Dwayne located the perfect part – two beautiful 8x8 matrices. We've mounted them to a 2.5" by 1.8" circuit board that display of various user-selectable patterns and text messages. The design uses two buttons to select the patterns. The board can still be powered with the standard four button batteries, but we've also added support for external power.



# Hotel Map

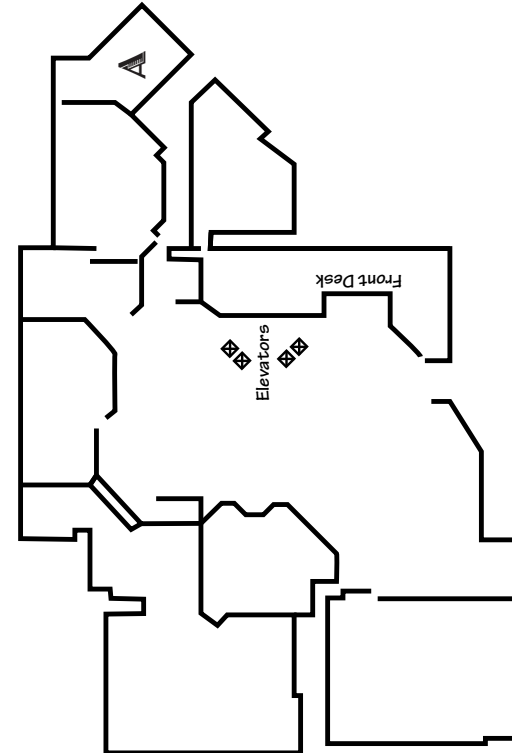


*Music Guests of Honor:  
The Bedlam Bards!*



**Second Floor**

- B: Stanford
- C: Leighton
- D: Hampton
- E: Edwardian
- F: Carlyle



**Ground Floor**

- A: Lakeshore Ballroom

**Twelfth Floor**

- 1204: Hospitality Suite
- Vendors

# MUSECON

CELEBRATING CREATIVITY!



## ENTERTAINING OUR MUSES

### DECODER



### R I N G T H E A T R E

With our  
Guest of Honour:

## GREGG TAYLOR

Creator Of:

The Red Panda  
Black Jack Justice  
Decoder Ring Theatre

## AUGUST 3-5, 2012

at the Westin Chicago Northwest, Itasca, IL

# WWW.MUSECON.ORG